



**QUALITY TOOL
STORAGE**

Index

MONTEZUMA MFG., INC. has been in business since 1980 manufacturing many different products. Our extensive manufacturing capabilities are both domestic and overseas. We pride ourselves in our commitment to quality and complete customer satisfaction. Our manufacturing capability extends well beyond the products you see represented in this catalog, as we custom fabricate many different items, domestically or together, with our overseas manufacturing partners. The products in this catalog are products we stock in our warehouse, we offer many other products on a direct import basis. Information on these products can be obtained by contacting us. Our priority is to provide you, our customer, with products that will give you many years of service and to stand behind those products with top notch service and support.

Call toll free 1.800.759.5157 for a dealer near you, or see our dealer list Online at www.montezumamfg.com

Portable Toolboxes

30" x 19"	4-5
30" x 15"	6-9
26" x 17"	10-13
22 1/2" x 13"	14-15
26"	16-17
36"	18-19

Top Chest & Roller Cabinets

72"	20-23
56"	24
41"	25
36"	26-27

Warranty

Montezuma Portable Toolboxes

Limited 5-Year Warranty

All Montezuma portable toolboxes have a Limited 5-Year Warranty to the original user against defects in workmanship and materials under normal use. This Limited 5-Year Warranty does not apply to products that have been misused, abused, damaged by accident or otherwise, subjected to abnormal use, or modified by anyone other than Montezuma Mfg., Inc. This Limited 5-Year Warranty does not cover the latching assembly, gas spring, paint, etc., these components are subject to normal wear through use and replacement thereof is responsibility of the buyer. During the applicable duration of the warranty, at its option, Montezuma Mfg., Inc. will repair or replace its products which fail to give satisfactory performance due to defective workmanship or materials, or provide a refund by repaying or crediting with an amount equal to the purchase price of such products.

Montezuma Top Chest and Roller Cabinet Toolboxes

Limited 5-Year Warranty

All Montezuma top chest and roller cabinet toolboxes have a Limited 5-Year Warranty to the original user against defects in workmanship and materials under normal use. This Limited 5-Year Warranty does not apply to products that have been misused, abused, damaged by accident or otherwise, subjected to abnormal use, used in any type of over the road use, or modified by anyone other than Montezuma Mfg., Inc. During the applicable duration of the warranty, at its option, Montezuma Mfg., Inc. will repair or replace its products which fail to give satisfactory performance due to defective workmanship or materials, or provide a refund by repaying or crediting with an amount equal to the purchase price of such products.

- Do not open more than one loaded drawer at a time.
- Keep children away.
- Lock drawers before moving.
- Apply brakes on casters when not moving units.
- Do not step in or on drawers.



Tools and materials shown in this brochure are not included

30" x 19" Portable Steel Toolbox



Tray open

Color choices available: Black, Red, White

- 16 ga. steel construction with welded seams—no spot welding
- Powder coat finish
- Holds both metric and S.A.E. tools
- Lid secures tools in position when closed
- Locking latch secures tools from unauthorized use
- Lock cylinder has double-cut keys for easier locking and unlocking
- Weather stripping creates a tight seal against dust and moisture
- Gas spring raises lid when unlatched for easy tool access
- Sturdy side handles make moving easy
- Tool inventory at a glance
- Limited 5 Year Warranty

- 3 Screw drivers and/or nut drivers
- 4 1/2" deep metric sockets up to 32 mm (23 pegs)
- 5 1/2" regular metric sockets up to 32 mm (23 pegs)
- 6 3/8" deep metric sockets up to 22 mm (15 pegs)
- 7 3/8" regular metric sockets up to 22 mm (15 pegs)
- 8 1/4" deep metric sockets up to 13 mm (11 pegs)
- 9 1/4" regular metric sockets up to 13 mm (11 pegs)
- 10 Socket lid handles
- 11 1/2" deep S.A.E. sockets up to 1 1/4" (18 pegs)
- 12 1/2" regular S.A.E. sockets up to 1 1/4" (18 pegs)
- 13 Hammers, pipe wrenches, hacksaws, pry bars, universal socket sets, terminal kits, hand cleaner, penetrating oil, tool sets or pouches & other large tools
- 14 1/4" deep S.A.E. sockets up to 9/16" (11 pegs)
- 15 1/4" regular S.A.E. sockets up to 9/16" (11 pegs)
- 16 3/8" regular S.A.E. sockets up to 7/8" (15 pegs)
- 17 3/8" deep S.A.E. sockets up to 7/8" (15 pegs)
- 18 1/2", 3/8" & 1/4" ratchets & extensions
- 19 Socket tray lifts to access tools underneath
- 20 Socket tray lifts to access tools underneath

- 1 S.A.E. combination wrenches up to 1 1/4" (18 pegs, can hold up to 3 combination wrenches per peg)
- 2 Metric combination wrenches up to 32mm (17 pegs, smaller sizes can be doubled up to accommodate all metric sizes, can hold up to 3 combination wrenches per peg)



LA400B

Tools not included



Model #	Description	Dimensions	Net Wt/Lb.	Ship Wt/Lb.	Capacity Cu. In.
LA400B	30" x 19" Portable Toolbox (steel—black)	30" W x 20 1/8" H x 19" D	89	98	8,581
LA400R	30" x 19" Portable Toolbox (steel—red)				
LA400W	30" x 19" Portable Toolbox (steel—white)				

30" x 15" Portable Steel Toolbox



Color choices available:
Black, Red, White

- 16 ga. steel construction with welded seams—no spot welding
- Powder coat finish
- Holds either metric or S.A.E. tools
- Lid secures tools in position when closed
- Locking latch secures tools from unauthorized use
- Lock cylinder has double-cut keys for easier locking and unlocking
- Weather stripping creates a tight seal against dust and moisture
- Gas spring raises lid when unlatched for easy tool access
- Sturdy side handles make moving easy
- Tool inventory at a glance
- Limited 5 Year Warranty



Tray open

- 1 S.A.E. combination wrenches up to 1¼" (18 pegs can hold up to 3 combination wrenches per peg)
- 2 Screwdrivers and/or nut drivers
- 3 ½", ¾" & ¼" ratchets & extensions
- 4 ¼" deep S.A.E. sockets up to 9/16" (11 pegs)
- 5 ¼" regular S.A.E. sockets up to 9/16" (11 pegs)
- 6 ½" deep S.A.E. sockets up to 1¼" (18 pegs)
- 7 ½" regular S.A.E. sockets up to 1¼" (18 pegs)
- 8 Hammers, pipe wrenches, hack saws, pry bars, universal socket sets, terminal kits, hand cleaner, penetrating oil, tool sets or pouches & other large tools
- 9 Socket tray lifts to access tools underneath
- 10 Universal socket sets, terminal kits, hand cleaner, penetrating oil, tool sets or pouches and other small hand tools
- 11 Pliers, tape measures & other miscellaneous small hand tools
- 12 ¾" deep S.A.E. sockets up to 7/8" (15 pegs)
- 13 ¾" regular S.A.E. sockets up to 7/8" (15 pegs)
- 14 Punches, chisels, hex key sets and other miscellaneous hand tools



ME300B

Tools not included

Model #	Description	Dimensions	Net Wt/Lb.	Ship Wt/Lb.	Capacity Cu. In.
ME300B	30" x 15" Portable Toolbox (steel—black)	30" W x 18 1/8" H x 15" D	65	74	5,260
ME300R	30" x 15" Portable Toolbox (steel—red)				
ME300W	30" x 15" Portable Toolbox (steel—white)				



30" x 15" Portable Aluminum Toolbox



Tray open



- .100" thick tread brite aluminum construction with welded seams—no spot welding
- Diamond tread bright finish
- Holds either metric or S.A.E. tools
- Lid secures tools in position when closed
- Locking latch secures tools from unauthorized use
- Lock cylinder has double-cut keys for easier locking and unlocking
- Weather stripping creates a tight seal against dust and moisture
- Gas spring raises lid when unlatched for easy tool access
- Sturdy side handles make moving easy
- Tool inventory at a glance
- Limited 5-Year Warranty

- 1 S.A.E. combination wrenches up to 1 1/4" (18 pegs can hold up to 3 combination wrenches per peg)
- 2 Screwdrivers and/or nut drivers
- 3 1/2", 3/8" & 1/4" ratchets & extensions
- 4 1/4" deep S.A.E. sockets up to 9/16" (11 pegs)

- 5 1/4" regular S.A.E. sockets up to 9/16" (11 pegs)
- 6 1/2" deep S.A.E. sockets up to 1 1/4" (18 pegs)
- 7 1/2" regular S.A.E. sockets up to 1 1/4" (18 pegs)
- 8 Hammers, pipe wrenches, hack saws, pry bars, universal socket sets, terminal kits, hand cleaner, penetrating oil, tool sets or pouches & other large tools
- 9 Socket tray lifts to access tools underneath
- 10 Universal socket sets, terminal kits, hand cleaner, penetrating oil, tool sets or pouches and other small hand tools
- 11 Pliers, tape measures & other miscellaneous small hand tools
- 12 3/8" deep S.A.E. sockets up to 7/8" (15 pegs)
- 13 3/8" regular S.A.E. sockets up to 7/8" (15 pegs)
- 14 Punches, chisels, hex key sets, and other miscellaneous hand tools

8

Model #	Description	Dimensions	Net Wt/Lb.	Ship Wt/Lb.	Capacity Cu. In.
ME300AL	30" x 15" Portable Toolbox (aluminum—brite)	30" W x 18 1/8" H x 15" D	51	59	5,260

9



Tools not included

26" x 17" Portable Aluminum Toolbox



Tray open

- Heavy duty tread brite aluminum construction with welded seams — no spot welding
- Diamond tread bright finish
- Holds either metric or S.A.E. tools
- Lid secures tools in position when closed
- Locking latch secures tools from unauthorized use
- Lock cylinder has double-cut keys for easier locking and unlocking
- Weather stripping creates a tight seal against dust and moisture
- Gas spring raises lid when unlatched for easy tool access
- Sturdy side handles make moving easy
- Tool inventory at a glance
- Limited 5-Year Warranty

- 1 S.A.E. combination wrenches up to 1¼" (17 pegs can hold up to 3 combination wrenches per peg)
- 2 Screwdrivers and/or nut drivers
- 3 ½", ¾", and ¼" ratchets and extensions
- 4 ¼" regular S.A.E. sockets up to 9/16" (18 pegs)
- 5 ¼" deep S.A.E. sockets up to 9/16" (18 pegs)
- 6 ½" deep S.A.E. sockets up to 1" (16 pegs)
- 7 ½" regular S.A.E. sockets up to 1" (16 pegs)
- 8 Hammers, pipe wrenches, hack saws, pry bars, universal socket sets, terminal kits, hand cleaner, penetrating oil, tool sets or pouches and other large tools
- 9 Socket tray lifts to access tools underneath
- 10 Universal socket sets, terminal kits, hand cleaner, penetrating oil, tool sets or pouches and other small hand tools
- 11 Pliers, tape measures and other miscellaneous small hand tools
- 12 ¾" deep S.A.E. sockets up to 7/8" (13 pegs)
- 13 ¾" regular S.A.E. sockets up to 7/8" (13 pegs)
- 14 Punches, chisels, hex key sets and other miscellaneous hand tools



Tools not included

10

Model #	Description	Dimensions	Net Wt/Lb.	Ship Wt/Lb.	Capacity Cu. In.
SE250AL	26" x 17" Portable Toolbox (aluminum—brite)	26" W x 18 1/8" H x 17 3/8" D	53	60	5,667

11



26" x 17" Portable Steel Toolbox



- 16 gauge steel construction with welded seams — no spot welding
- Powder coat finish
- Holds either metric or S.A.E. tools
- Lid secures tools in position when closed
- Locking latch secures tools from unauthorized use
- Lock cylinder has double-cut keys for easier locking and unlocking
- Weather stripping creates a tight seal against dust and moisture
- Gas spring raises lid when unlatched for easy tool access
- Sturdy side handles make moving easy
- Tool inventory at a glance
- Limited 5-Year Warranty

- 1 S.A.E. combination wrenches up to 1¼" (17 pegs can hold up to 3 combination wrenches per peg)
- 2 Screwdrivers and/or nut drivers
- 3 ½", ¾", and ¼" ratchets and extensions

- 4 ¼" regular S.A.E. sockets up to 9/16" (18 pegs)
- 5 ¼" deep S.A.E. sockets up to 9/16" (18 pegs)
- 6 ½" deep S.A.E. sockets up to 1" (16 pegs)
- 7 ½" regular S.A.E. sockets up to 1" (16 pegs)
- 8 Hammers, pipe wrenches, hack saws, pry bars, universal socket sets, terminal kits, hand cleaner, penetrating oil, tool sets or pouches and other large tools
- 9 Socket tray lifts to access tools underneath
- 10 Universal socket sets, terminal kits, hand cleaner, penetrating oil, tool sets or pouches and other small hand tools
- 11 Pliers, tape measures and other miscellaneous small hand tools
- 12 ¾" deep S.A.E. sockets up to 7/8" (13 pegs)
- 13 ¾" regular S.A.E. sockets up to 7/8" (13 pegs)
- 14 Punches, chisels, hex key sets and other miscellaneous hand tools

12


Model #	Description	Dimensions	Net Wt/Lb.	Ship Wt/Lb.	Capacity Cu. In.
SE250B	26" Portable Steel Toolbox (black)	26" W x 18 1/8" H x 17 3/8" D	64	73	5,667

13



Tools not included

22½" x 13" Portable Steel Toolbox



Tray open

Color choices available: Black, Red, White

- 16 ga. steel construction with welded seams—no spot welding
- Powder coat finish
- Holds either metric or S.A.E. tools
- Lid secures tools in position when closed
- Locking latch secures tools from unauthorized use
- Lock cylinder has double-cut keys for easier locking and unlocking
- Weather stripping creates a tight seal against dust and moisture
- Gas spring raises lid when unlatched for easy tool access
- Sturdy side handles make moving easy
- Tool inventory at a glance
- Limited 5 Year Warranty

- 1 S.A.E. combination wrenches up to 1" (14 pegs can hold up to 3 combination wrenches per peg)
- 2 Screwdrivers and/or nut drivers
- 3 ½", ¾" & ¼" ratchets & extensions
- 4 ¼" deep S.A.E. sockets up to 9/16" (10 pegs)
- 5 ¼" regular S.A.E. sockets up to 9/16" (10 pegs)
- 6 ½" deep S.A.E. sockets up to 1" (13 pegs)
- 7 ½" regular S.A.E. sockets up to 1" (13 pegs)
- 8 Socket tray lifts to access tools underneath
- 9 Hammers, pipe wrenches, hack saws, pry bars, universal socket sets, terminal kits, hand cleaner, penetrating oil, tool sets or pouches & other large tools
- 10 Pliers, tape measures & other miscellaneous small hand tools
- 11 ¾" deep S.A.E. sockets up to 7/8" (11 pegs)
- 12 ¾" regular S.A.E. sockets up to 7/8" (11 pegs)
- 13 Punches, chisels, hex key sets and other miscellaneous hand tools



SM200B

Tools not included



Model #	Description	Dimensions	Net Wt/Lb.	Ship Wt/Lb.	Capacity Cu. In.
SM200B	22 ½" x 13" Portable Toolbox (steel—black)	22 ½" W x 14 ½" H x 13" D	43	49	2,890
SM200R	22 ½" x 13" Portable Toolbox (steel—red)				
SM200W	22½" x 13" Portable Toolbox (steel—white)				

26" IM350 Top Chest



- 16 ga. steel construction with welded seams—no spot welding
- Powder coat finish
- Holds both metric and S.A.E. tools
- Lid secures tools in position when closed
- Locking latch secures tools from unauthorized use
- Lock cylinder has double-cut keys for easier locking and unlocking
- Weather stripping creates a tight seal against dust and moisture
- Gas spring raises lid when unlatched for easy tool access
- Sturdy side handles make moving easy
- Tool inventory at a glance
- Limited 5 Year Warranty

- 1 S.A.E. combination wrenches (17 pegs)
- 2 Metric combination wrenches (22 pegs)
- 3 1/2" S.A.E. deep sockets (20 pegs)
- 4 1/2" Metric deep sockets (20 pegs)
- 5 3/8" Metric deep sockets (15 pegs)
- 6 3/8" S.A.E. deep sockets (13 pegs)
- 7 3/8" Metric regular sockets (15 pegs)
- 8 3/8" S.A.E. regular sockets (13 pegs)
- 9 1/2" Metric regular sockets (20 pegs)
- 10 1/2" S.A.E. regular sockets (18 pegs)
- 11 1/4" Metric regular & deep sockets (32 pegs)
- 12 1/4" S.A.E. regular & deep sockets (32 pegs)
- 13 Socket tray lifts to access tools underneath

16

Model #	Description	Dimensions	Net Wt/Lb.	Ship Wt/Lb.	Capacity Cu. In.
IM350B	26" x 17 3/8" Top Chest Toolbox (black)	26" W x 21 1/2" H x 17 3/8" D	43	49	9,397

17



Tools not included

36" Portable Top Chest



XL450R

Tools not included



Color choices available: Black or Red



36" XL450 Portable Top Chest



XL450B

- 16 ga. steel construction with welded seams—no spot welding
- Powder coat finish
- Holds both metric and S.A.E. tools
- Lid secures tools in position when closed
- Locking latch secures tools from unauthorized use
- Lock cylinder has double-cut keys for easier locking and unlocking
- Weather stripping creates a tight seal against dust and moisture
- Gas spring raises lid when unlatched for easy tool access
- Sturdy side handles make moving easy
- Tool inventory at a glance
- Limited 5 Year Warranty

- 1 S.A.E. combination wrenches (17 pegs)
- 2 Metric combination wrenches (22 pegs)
- 3 1/2" S.A.E. deep sockets (20 pegs)
- 4 1/2" Metric deep sockets (20 pegs)
- 5 3/8" Metric deep sockets (15 pegs)
- 6 3/8" S.A.E. deep sockets (13 pegs)
- 7 3/8" Metric regular sockets (15 pegs)
- 8 3/8" S.A.E. regular sockets (13 pegs)
- 9 1/2" Metric regular sockets (20 pegs)
- 10 1/2" S.A.E. regular sockets (19 pegs)
- 11 1/4" Metric regular & deep sockets (32 pegs)
- 12 1/4" S.A.E. regular & deep sockets (32 pegs)
- 13 Ratchet drives & extensions (21 holes)
- 14 Screwdrivers (21 holes)
- 15 Socket tray lifts to access tools underneath



Model #	Description	Dimensions	Net Wt/Lb.	Ship Wt/Lb.	Capacity Cu. In.
XL450B	36" x 17 3/8" Top Chest Toolbox (black)	36" W x 17 3/8" H x 21 1/2" D	91	101	13,120
XL450R	36" x 17 3/8" Top Chest Toolbox (red)				

Elite 72" 17-Drawer Roller Cabinet



- Shell is 18 ga. steel
- Drawer inners and drawer fronts are 20 ga. steel
- Caster channels are 14 ga. steel
- Powder coat paint finish
- Heavy duty PVC coated MDF work surface
- Full extension ball bearing drawer slides with load rating of 250 lbs. per set (a total of 27 sets of drawer slides per cabinet)



- 6 Spring loaded casters (4-swivel & 2-rigid) with a load rating of 900 lbs. each
- Fully extruded drawer pulls with raise & release latch
- Tubular style coded lock with keys (locks all 17 drawers with one lock)
- Premium drawer liner
- Elite style chrome plated side handles
- Dual sets of drawer slides on deeper drawers
- Security drawer with tubular style lock

Drawers	Width (inches)	Depth (inches)	Height (inches)
1	49¾	26½	5
2	49¾	26½	2
4	15	26½	2¼
5	15	26½	5¼
1	31¾	26½	2¼
3	31¾	26½	5¼
1	15	26½	11¼

Model #	Description	Dimensions	Net Wt/Lb.	Ship Wt/Lb.	Capacity Cu. In.
BK7217MZ	Elite 72" 17-Drawer Roller Cabinet Toolbox (black)	72" W x 30" D x 38 ¾" H (46¼" w/casters)	1,000	1,100	50,650

72" Hutch & Side Locker



- 2 adjustable shelves (18" x 28")
- Side locker with reversible door can be mounted on either side of cabinet
- Swivel casters to match cabinet are available
- Drawer inners and drawer fronts are 20 ga. steel
- Full extension ball bearing drawer slides with load rating of 250 lbs. per set
- Fully extruded drawer pulls with raise & release latch
- Tubular style coded lock with keys
- Premium drawer liner

- Heavy duty eye hooks for easy assembly
- Shell is 18 ga. steel
- Powder coat paint finish
- Door retracts into top of hutch
- Adjustable shelf in hutch
- Grommet holes in back to accommodate power cords
- Pegboard allows for additional tool storage

Side Locker Drawers	Width (inches)	Depth (inches)	Height (inches)
2	15	26½	2¼
1	15	26½	11¼

Hutch Shelf Dimensions
68¼" W x 14¾" D

Model #	Description	Dimensions	Net Wt/Lb.	Ship Wt/Lb.	Capacity Cu. In.
BK7200H	72" Hutch (black)	71⅝" W x 30" D x 29" H	189	201	49,590
BK7203SL	30" 3-drawer side locker (black)	19" W x 30" D x 64" H	1,000	282	36,553



72" 13-Drawer Top Chest




- Drawer inners and drawer fronts are 20 ga. steel
- Full extension ball bearing drawer slides with load rating of 250 lbs. per set (a total of 13 sets of drawer slides per cabinet)
- Aluminum trimmed drawer pulls with raise & release latch
- Tubular style coded lock with keys (locks all 13 drawers with one lock)
- Premium drawer liner
- Heavy duty eye hooks for easy assembly
- Shell is 18 ga. steel
- Powder coat paint finish

Top Chest Drawers	Width (inches)	Depth (inches)	Height (inches)
4	15	26½	2¼
3	31¾	26½	2¼
1	31¾	26½	2¼
4	15	26½	2¼
1	49¾	26½	2¼



Model #	Description	Dimensions	Net Wt/Lb.	Ship Wt/Lb.	Capacity Cu. In.
BK7213CH	72" 13-Drawer Top Chest Toolbox (black)	71½" W x 29½" D x 23⅛" H	505	597	29,413



56" Top Chest & Roller Cabinet Toolbox



- Shell is 20 ga. steel
- Drawer inners and drawer fronts are 20 ga. steel
- Caster channels are 14 ga. steel
- Tubular chrome plated side handle on cabinet
- Coded tubular lock & keys
- Dual sets of drawer slides on larger drawers
- Aluminum trimmed drawer pulls with raise & release drawer latch
- Ball bearing drawer slides with load rating of 100 lbs. per set

BK5607CH Drawers	Width (inches)	Depth (inches)	Height (inches)
1	16 1/4	17 1/8	8
1	33 3/8	17 1/8	5
2	16 1/4	17 1/8	2
3	33 3/8	17 1/8	2

BK5611TC Drawers	Width (inches)	Depth (inches)	Height (inches)
1	51 3/4	17 1/8	5
3	16	17 1/8	2
3	33	17 1/8	2
1	33	17 1/8	5
1	16	17 1/8	5
1	33	17 1/8	8
1	16	17 1/8	8



- 5x2 casters rated at 550 lb. capacity each (4-swivel with brakes & 2-rigid)



- Foam drawer liner
- Gas springs in chest lid for easy opening
- Textured powder coat paint finish
- Molded side handles on chest
- PVC coated work surface on roller cabinet

Model #	Description	Dimensions	Net Wt/Lb.	Ship Wt/Lb.	Capacity Cu. In.
BK5607CH	56" 7-Drawer Top Chest Toolbox (black)	55 1/2" W x 19 3/4" D x 21 1/8" H	155	190	33,562
BK5611TC	56" 11-Drawer Roller Cabinet Toolbox (black)	56" W x 20 1/8" D x 41 1/2" H (w/casters)	271	306	41,440



41" Top Chest & Roller Cabinet Toolbox

- Shell is 20 ga. steel
- Drawer inners and drawer fronts are 20 ga. steel
- Caster channels are 14 ga. steel
- Tubular chrome plated side handle on cabinet
- Coded tubular lock & keys
- Dual sets of drawer slides on larger drawers
- Aluminum trimmed drawer pulls with raise & release drawer latch
- Ball bearing drawer slides with load rating of 100 lbs. per set
- 5x2 casters rated at 550 lb. capacity each (2-swivel with brakes & 2-rigid)
- Foam drawer liner
- Gas springs in chest lid for easy opening
- Textured powder coat paint finish
- Molded side handles on chest
- PVC coated work surface on roller cabinet



BK4108CH Drawers	Width (inches)	Depth (inches)	Height (inches)
3	23 1/2	15 3/4	2 1/4
1	23 1/2	15 3/4	5
3	11 3/4	15 3/4	2 1/4
1	11 3/4	15 3/4	5

BK4111TC Drawers	Width (inches)	Depth (inches)	Height (inches)
1	37 1/2	15 3/4	4 1/2
3	23 1/2	15 3/4	2 1/4
3	11 3/4	15 3/4	2 1/4
1	11 3/4	15 3/4	5
1	23 1/2	15 3/4	5
1	11 3/4	15 3/4	8
1	23 1/2	15 3/4	8



Model #	Description	Dimensions	Net Wt/Lb.	Ship Wt/Lb.	Capacity Cu. In.
BK4108CH	41" 8-Drawer Top Chest Toolbox (black)	41" W x 17 3/4" D x 21 3/8" H	124	142	22,578
BK4111TC	41" 11-Drawer Roller Cabinet Toolbox (black)	41 1/2" W x 18 1/8" D x 41 1/2" H (w/casters)	208	226	34,783



36" Top Chest & Roller Cabinet Toolbox



BK3606TC-BK3608CH

- Shell is 20 ga. steel
- Drawer inners and drawer fronts are 20 ga. steel
- Caster channels are 14 ga. steel
- Tubular chrome plated side handle on cabinet
- Coded tubular lock & keys
- Dual sets of drawer slides on larger drawers
- Aluminum trimmed drawer pulls with raise & release drawer latch
- Ball bearing drawer slides with load rating of 100 lbs. per set
- 5x2 casters rated at 550 lb. capacity each (2-swivel with brakes & 2-rigid)
- Foam drawer liner
- Gas springs in chest lid for easy opening
- Textured powder coat paint finish
- Molded side handles on chest
- PVC coated work surface on roller cabinet

BK3608CH Drawers	Width (inches)	Depth (inches)	Height (inches)
6	15 1/2	15 3/4	2 1/4
2	32 1/2	15 3/4	2 1/4


BK3606TC Drawers	Width (inches)	Depth (inches)	Height (inches)
2	32 1/2	15 3/4	5
3	32 1/2	15 3/4	2 1/4
1	32 1/2	15 3/4	8

Model #	Description	Dimensions	Net Wt/Lb.	Ship Wt/Lb.	Capacity Cu. In.
BK3608CH	36" 8-Drawer Top Chest Toolbox (black)	36" W x 17 3/4" D x 21 3/8" H	117	131	20,137
BK3606TC	36" 6-Drawer Roller Cabinet Toolbox (black)	36 1/2" W x 18 1/8" D x 41 1/2" H (w/casters)	166	184	30,511



BK3606TC-XL450B

Dealer Info:



**Puts the Right Tool
Right at Your Fingertips**

 **MontezumaMfg., Inc.**
29502 12 Rd. ■ Montezuma, KS 67867
www.montezumamfg.com

Fax 620.846.7082
Office 620.846.2482
Toll Free 800.759.5157