

**WORK HARD.  
SWEAT BLUE.®**



**CHANNEL LOCK**®

<b>CONTENTS</b>	<b>PAGE</b>
<b>COMPANY STORY</b>	3
<b>TONGUE AND GROOVE</b>	4-7
STRAIGHT JAW	5
SMOOTH JAW	6
V-JAW	6
NARROW NOSE	6
NUTBUSTER®	7
GRIPLOCK®	7
OIL FILTER/PVC PLIER	7
<b>CUTTING PLIERS</b>	8-11
<b>CONCRETOR'S NIPPERS</b>	12-13
<b>LINEMEN'S</b>	14-17
<b>LONG NOSE PLIERS</b>	18-21
LONG REACH PLIERS	21
<b>SLIP JOINT PLIERS</b>	22-24
HOSE CLAMP	24
<b>SPECIAL PURPOSE PLIERS</b>	25-29
RESCUE TOOL	28-29
<b>CODE BLUE® PLIERS</b>	30-33
<b>ADJUSTABLE WRENCHES</b>	34-35
<b>SCREWDRIVERS / NUTDRIVERS</b>	36-37
CODE BLUE®	37
<b>MERCHANDISERS / GIFT SETS</b>	38-46
PROFITTURN CENTER®	45-46

<b>TABLE DES MATIÈRES</b>	<b>PAGE</b>
<b>HISTOIRE DE LA SOCIÉTÉ</b>	3
<b>PINCES MULTIPRISE</b>	4-7
PINCES À BEC DROIT	5
PINCES À MACHOIRES LISSES	6
PINCES À MACHOIRES EN V	6
BEC ÉTROIT	6
PINCES NUTBUSTER®	7
PINCES GRIPLOCK®	7
PINCE À FILTRE D'HUILE/PVC	7
<b>PINCES COUPANTES</b>	8-11
<b>TENAILLES RUSSES</b>	12-13
<b>PINCES POUR LIGNARDS</b>	14-17
<b>PINCES À LONG BEC</b>	18-21
PINCES EXTRA-LONGUES	21
<b>PINCES À CHARNIÈRE COULISSANTE</b>	22-24
COLLIER DE DURITE	24
<b>PINCES SPÉCIALES</b>	25-29
OUTIL DE SECOURS	28-29
<b>PINCES CODE BLUE®</b>	30-33
CLÉS À MOLETTE	34-35
<b>TOURNEVIS/TOURNEVIS À DOUILLE</b>	36-37
CODE BLUE®	37
<b>PRESENTOIRS/KITS</b>	38-46
PROFITTURN CENTER®	45-46

<b>ÍNDICE</b>	<b>PÁGINA</b>
<b>HISTORIA DE LA EMPRESA</b>	3
<b>PINZAS DE EXTENSIÓN</b>	4-7
MORDAZA RECTA	5
MORDAZA LISA	6
MORDAZA EN V	6
PUNTA ESTRECHA	6
NUTBUSTER®	7
GRIP LOCK®	7
PINZAS PARA FILTRO DE ACEITE/PVC	7
<b>ALICATES DE CORTE</b>	8-11
<b>TENAZAS PARA CONSTRUCTORES</b>	12-13
<b>PINZAS PARA ELECTRICISTAS</b>	14-17
<b>PINZAS DE PUNTA LARGA</b>	18-21
ALICATES DE LARGO ALCANCE	21
<b>PINZAS DE UNIÓN MÓVIL</b>	22-24
ABRAZADERA DE MANGUERAS	24
<b>PINZAS PARA TRABAJOS ESPECIALES</b>	25-29
HERRAMIENTA DE RESCATE	28-29
<b>PINZAS CODE BLUE®</b>	30-33
<b>LLAVES AJUSTABLES</b>	34-35
<b>DESTORNILLADORES/DESARMADORES DE CAJA</b>	36-37
CODE BLUE®	37
<b>EXHIBIDORES/JUEGOS DE REGALO</b>	38-46
CENTRO PROFITTURN®	45-46

### CHANNELLOCK® Tools

The quality of CHANNELLOCK® tools reflects a tradition of dedication to excellence maintained for well over a century. We are proud of the men and women who carry on this tradition and thus give substance to our pledge . . .

*FOR YOU WHO WANT THE BEST*

### Outils CHANNELLOCK®

La qualité des outils CHANNELLOCK® est le fruit de plus de cent ans d'excellence. Nous sommes fiers des hommes et des femmes qui poursuivent cette tradition et qui donnent ainsi toute sa valeur à notre engagement . . .

*POUR CEUX QUI NE VEULENT QUE CE QUI SE FAIT DE MIEUX*

### Herramientas CHANNELLOCK®

La calidad de las herramientas CHANNELLOCK® refleja una tradición de dedicación a la excelencia que ha sido mantenida por más de un siglo. Nos sentimos orgullosos de los hombres y mujeres que han continuado esta tradición y que de ese modo dan solidez a nuestra promesa . . .

*PARA USTED, QUE DESEA LO MEJOR*

### IMPORTANT NOTES:

The words CHANNELLOCK BLUE® and the color identified by those words are registered trademarks of Channellock, Inc.

CHANNELLOCK BLUE® plastic grips are offered for hand comfort.

### REMARQUES IMPORTANTES :

Les mots CHANNELLOCK BLUE® (bleu Channellock) et la couleur à laquelle ils réfèrent sont des marques déposées de Channellock, Inc.

Les poignées en plastique CHANNELLOCK BLUE® sont destinées à améliorer le confort de vos mains.

### NOTAS IMPORTANTES:

Las palabras CHANNELLOCK BLUE® y el color identificado por dichas palabras son marcas registradas de Channellock, Inc.

Los empuñaduras plásticas CHANNELLOCK BLUE® se ofrecen para la comodidad de las manos.

**REGISTERED TRADEMARKS:**  
**MARQUES DÉPOSÉES :**  
**MARCAS REGISTRADAS:**



WORK HARD. SWEAT BLUE.®

WORK HARD. SWEAT BLUE.®



**CHANNELLOCK BLUE®**

**PermaLock®**

**LITTLE CHAMP®**

**CODE BLUE®**

**CHANNELLOCK®**

**TOG-L-LOK®**

**BIGAZZ®**

**WIDEAZZ®**

**PROFITTURN CENTER®**

**GRIPLOCK®**

**420®**

**430®**

**440®**

**369CRFT™**

**NUTBUSTER®**

**WIREMASTER™**

**SAFE-T-STOP®\***

**POSI-GRIP™**

\*Patent Number 5,134,908





At Channellock, Inc. our mission is to be a World Class Organization. We owe our long history and outstanding success to the American free enterprise system. In 1886, blacksmith George B. DeArment decided to improve on the farriers' hand tools available at the time. In his spare time, he designed and hand-forged his own. The tools were quickly recognized as superior to those previously available.

DeArment's original manufacturing and distribution plan was simple:

*"Hand forge tools during the winter months. In spring, load up a wagon with tools and sell them from town to town until sold out. Then sell the horse and wagon and return home on the train."*

Thus was born a fledgling tool making enterprise, the offspring of a blacksmith's desire to improve what he had and offer better quality tools to his fellow tradesmen.

We have come a long way since our modest beginning. After 123 years, Channellock has become an international leader in the manufacture and distribution of the finest quality pliers and other hand tools. We remain owned and operated by the DeArment family. William S. DeArment, president and CEO represents the fourth generation to lead our 123 year-old company. Our company headquarters and two manufacturing facilities are located in Meadville, Pennsylvania, just a few short miles from where George B. DeArment had his blacksmith shop.

Channellock is best known for the tongue & groove pliers – designed by our chief engineer, Howard Manning – and patented by Channellock in 1933. Since then, Channellock has received four additional patents improving the tongue & groove pliers. Along with 22 models of tongue and groove pliers, Channellock offers well over 100 models of long nose, linemen's, slip-joint and cutting pliers; adjustable wrenches, screwdrivers, nut drivers, wiring tools and specialty hand tools.



*George B. DeArment (1853-1917) Founder*



Nearly all Channellock tools can be readily identified by their trademarked CHANNELLOCK BLUE® comfort grips.

In a proactive effort to adapt for the changing demands of an international marketplace, Channellock created a strategic plan called "Vision Blue." The goals of "Vision Blue" are to continuously improve customer service as well as the quality of our products. In order to accomplish these goals, Channellock embarked on an aggressive program of capital expenditures, continuous quality improvement and associate involvement. The result of these concerted efforts has not only been realization of our "Vision Blue" goals, but also ISO 9001-2000 certification. Our ISO 9001-2000 certification identifies Channellock as an international leader in comprehensive quality control standards.

Ralph Waldo Emerson observed that a successful enterprise is the lengthened shadow of a man. The shadow of our founder, George B. DeArment still leads the way in spirit for the little company he founded in his blacksmith shop 123 years ago. His basic tenets still prevail at Channellock:

- *Good management is never far from the factory floor.*
- *Bigger does not always mean better.*
- *People count more than machines.*
- *Dedication to excellence is the surest way to surmount adversity and to prosper . . .*

and most importantly, *our greatest assets do not appear on the balance sheet: OUR CUSTOMERS!*



**WORK HARD. SWEAT BLUE.®**

CHANNELLOCK, INC. • Meadville, Pennsylvania 16335





# TONGUE AND GROOVE

CHANNEL LOCK  
420 MADE IN U.S.A.





# TONGUE AND GROOVE



CHANNELLOCK® uses high carbon C1080 steel for superior performance on the job, and an electronic coating for ultimate rust prevention.

CHANNELLOCK® utilise un acier C1080 à haute teneur en carbone de performances supérieures, à poli électrolytique pour une protection parfaite contre la rouille.

CHANNELLOCK® utiliza acero al alto carbono C1080 para lograr un rendimiento superior en el trabajo y una capa depositada electrónicamente para la máxima prevención de la oxidación.

PermaLock® fastener eliminates nut and bolt failure.

Le rivet PermaLock® élimine le risque d'une rupture de la charnière.

Sistema de fijación PermaLock® elimina las fallas de los pernos y las tuercas.



Right angle, laser heat-treated teeth grip better and last longer.

Des dents biseautées en angle droit et traitées au laser assurent une meilleure prise et une bien plus grande durabilité.

Dientes en ángulo recto y termotrátados por láser agarran mejor y duran más.



Patented reinforcing edge minimizes stress breakage.

Le rebord de renforcement breveté minimise les cassures.

Borde de refuerzo patentado que minimiza la ruptura por tensión.

Undercut tongue and groove won't slip.

Les encoches profondes de l'axe d'articulation évitent tout glissement accidentel.

Perfil de ranura y lengüeta permite un agarre perfecto sin riesgo de que se zafe.

CHANNELLOCK BLUE® comfort grips

Poignées de confort CHANNELLOCK BLUE®

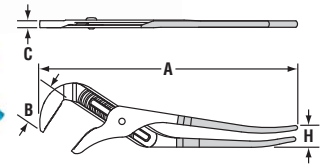
Empuñaduras cómodas CHANNELLOCK BLUE®

## STRAIGHT JAW

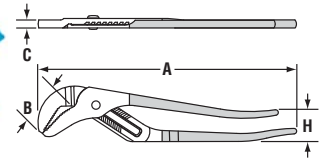
**BigAzz**

### Features

- Big as the job. Big as you need.
- Toujours à la hauteur de la tâche.
- Grande como el trabajo, tan grande como la necesite.



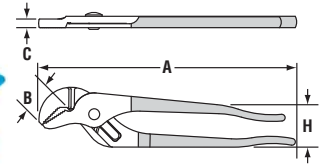
PLIER	A OVERALL LENGTH		B JAW LENGTH		C JOINT THICKNESS		H HANDLE SPAN		WEIGHT		NUMBER OF ADJUSTMENTS	JAW CAPACITY	
	in	mm	in	mm	in	mm	in	mm	pounds	grams		in	mm
480	20.25	514.35	3.00	76.20	0.59	14.99	3.31	84.07	3.81	1728.19	12	5.50	139.70



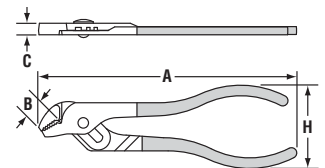
PLIER	A OVERALL LENGTH		B JAW LENGTH		C JOINT THICKNESS		H HANDLE SPAN		WEIGHT		NUMBER OF ADJUSTMENTS	JAW CAPACITY	
	in	mm	in	mm	in	mm	in	mm	pounds	grams		in	mm
460	16.50	419.10	2.56	65.02	0.59	14.99	1.93	49.02	3.14	1424.28	8	4.25	107.95
440°	12.00	304.80	1.50	38.10	0.50	12.70	1.81	45.97	1.64	743.89	7	2.25	57.15
430°	10.00	254.00	1.38	35.05	0.44	11.18	2.13	54.10	1.18	535.24	7	2.00	50.80
420°	9.50	241.30	1.12	28.45	0.47	11.94	1.57	39.88	0.87	394.63	5	1.50	38.10
426	6.50	165.10	0.81	20.57	0.47	11.94	1.69	42.93	0.37	167.83	5	0.87	22.10

### Features

- Patented SAFE-T-STOP® feature prevents finger pinch.
- Lower jaw combines with expanded reinforcing rib to prevent handles from contacting each other.
- Dispositif de sûreté breveté SAFE-T-STOP®, contre les pincements de doigt.
- La position de la mâchoire inférieure combinée à une crête de renforcement élargie empêche les poignées d'entrer en contact l'une avec l'autre.
- La característica patentada SAFE-T-STOP® previene pincharse los dedos.
- La mordaza inferior se combina con un borde saliente de refuerzo extendido para impedir que las empuñaduras hagan contacto entre sí.



PLIER	A OVERALL LENGTH		B JAW LENGTH		C JOINT THICKNESS		H HANDLE SPAN		WEIGHT		NUMBER OF ADJUSTMENTS	JAW CAPACITY	
	in	mm	in	mm	in	mm	in	mm	pounds	grams		in	mm
421	9.50	241.30	1.12	28.45	0.47	11.94	1.57	39.88	0.82	371.95	5	1.50	38.10
428	8.00	203.20	1.12	28.45	0.40	10.16	1.57	39.88	0.79	358.34	4	1.50	38.10



PLIER	A OVERALL LENGTH		B JAW LENGTH		C JOINT THICKNESS		H HANDLE SPAN		WEIGHT		NUMBER OF ADJUSTMENTS	JAW CAPACITY	
	in	mm	in	mm	in	mm	in	mm	pounds	grams		in	mm
424	4.50	114.30	0.33	8.38	0.13	3.30	1.26	32.00	0.12	54.43	3	0.50	12.70



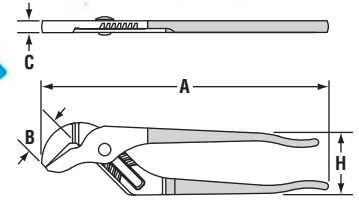
# CHANNEL LOCK

WORK HARD. SWEAT BLUE.®

## SMOOTH JAW


### Features

- Smooth jaws for non-marring surfaces (PVC pipe, chromes, etc.)
- Mâchoires lisses pour surfaces non rayables (tuyaux PVC, chromes, etc.)
- Mordazas lisas que no dañan las superficies (para tuberías de PVC, cromos, etc.)



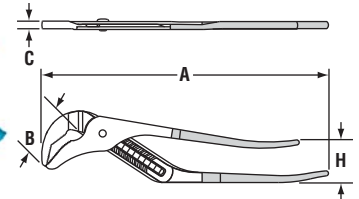
PLIER	A OVERALL LENGTH		B JAW LENGTH		C JOINT THICKNESS		H HANDLE SPAN		WEIGHT		NUMBER OF ADJUSTMENTS	JAW CAPACITY	
	in	mm	in	mm	in	mm	in	mm	pounds	grams		in	mm
415	10.00	254.00	1.38	35.05	0.44	11.18	2.13	54.10	0.98	444.52	7	2.00	50.80

## V-JAW

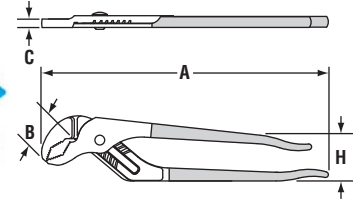


### Features

- V-Jaws give you more points of contact on round stock and tubing.
- Les mâchoires en V augmentent le nombre de points de contact sur les pièces arrondies et sur les tuyaux.
- Las mordazas en V le ofrecen más puntos de contacto para materiales y tubos redondos.



PLIER	A OVERALL LENGTH		B JAW LENGTH		C JOINT THICKNESS		H HANDLE SPAN		WEIGHT		NUMBER OF ADJUSTMENTS	JAW CAPACITY	
	in	mm	in	mm	in	mm	in	mm	pounds	grams		in	mm
483	20.25	514.35	3.19	81.03	0.54	13.72	2.94	74.68	3.74	1696.44	12	5.50	139.70
463	16.50	419.10	1.08	27.43	0.48	12.19	1.93	49.02	2.71	1229.23	8	4.25	107.95

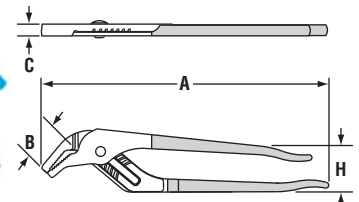


PLIER	A OVERALL LENGTH		B JAW LENGTH		C JOINT THICKNESS		H HANDLE SPAN		WEIGHT		NUMBER OF ADJUSTMENTS	JAW CAPACITY	
	in	mm	in	mm	in	mm	in	mm	pounds	grams		in	mm
442	12.00	304.80	1.50	38.10	0.50	12.70	1.69	42.93	1.78	807.39	7	2.25	57.15
432	10.00	254.00	1.37	34.80	0.43	10.92	2.20	55.88	0.95	430.91	7	2.00	50.80
422	9.50	241.30	1.12	28.45	0.47	11.94	1.57	39.88	0.84	381.02	5	1.50	38.10

## NARROW NOSE

### Features

- Air brake tool
- Easy brake clearance check for automatic or manual slack adjusters
- Outil à frein pneumatique
- Vérification de jeu pour rattrapeurs d'usure automatiques ou manuels
- Herramienta para ajustar los frenos de aire
- Perfil delgado para los ajustadores de freno automático y manual



PLIER	A OVERALL LENGTH		B JAW LENGTH		C JOINT THICKNESS		H HANDLE SPAN		WEIGHT		NUMBER OF ADJUSTMENTS	JAW CAPACITY	
	in	mm	in	mm	in	mm	in	mm	pounds	grams		in	mm
444	12.00	304.80	1.50	38.10	0.34	8.64	1.81	45.97	1.64	743.89	7	2.25	57.15

Patent Pending





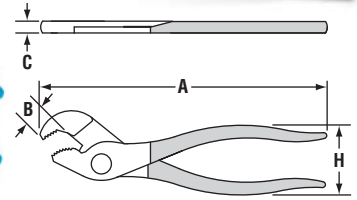
# TONGUE AND GROOVE



## NUTBUSTER®

### Features

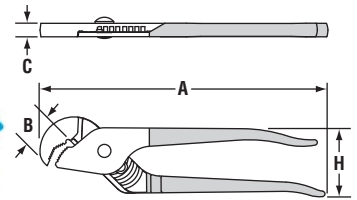
- Parrot nose ideal for round surfaces
- Improved – Greater jaw capacity with PermaLock® fastener
- Bec de perroquet idéal pour les surfaces arrondies
- Plus grande capacité d'ouverture des mâchoires grâce au rivet PermaLock®
- Pico de Loro ideal para las superficies redondas
- Mejorado: Mayor capacidad en la mordaza con sistema de fijación PermaLock®



PLIER	A OVERALL LENGTH		B JAW LENGTH		C JOINT THICKNESS		H HANDLE SPAN		WEIGHT		NUMBER OF ADJUSTMENTS	JAW CAPACITY	
	in	mm	in	mm	in	mm	in	mm	pounds	grams		in	mm
307	7.00	177.80	0.45	11.43	0.28	7.11	1.89	48.01	0.41	185.97	2	0.63	16.00

### Features

- Parrot nose ideal for round surfaces
- Bec de perroquet idéal pour les surfaces arrondies
- Pico de Loro ideal para las superficies redondas

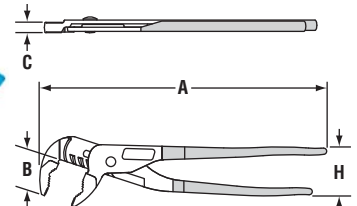


PLIER	A OVERALL LENGTH		B JAW LENGTH		C JOINT THICKNESS		H HANDLE SPAN		WEIGHT		NUMBER OF ADJUSTMENTS	JAW CAPACITY	
	in	mm	in	mm	in	mm	in	mm	pounds	grams		in	mm
410	9.50	241.30	1.12	28.45	0.44	11.18	2.17	55.12	1.41	639.57	4	1.12	28.45
414	13.50	342.90	1.63	41.40	0.50	12.70	2.20	55.88	2.41	1093.16	6	2.00	50.80

## GRIPLOCK®

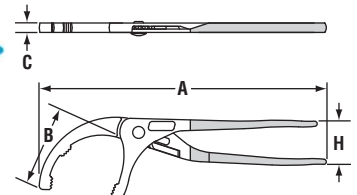
### Features

- Ergonomically designed offset head for greater leverage
- Special jaw design accommodates many shapes.
- Tête décalée ergonomique pour accroître la force de levier
- Mâchoires spécialement conçues pour un usage polyvalent.
- Cabezal excéntrico de diseño ergonómico que ofrece mayor palanca
- El diseño especial de la mordaza acepta muchas formas.



PLIER	A OVERALL LENGTH		B JAW LENGTH		C JOINT THICKNESS		H HANDLE SPAN		WEIGHT		NUMBER OF ADJUSTMENTS	JAW CAPACITY	
	in	mm	in	mm	in	mm	in	mm	pounds	grams		in	mm
GL6	6.50	165.10	1.00	25.40	0.25	6.35	2.01	51.05	0.35	158.76	5	1.06	26.92
GL10	9.50	241.30	1.34	34.04	0.36	9.14	2.17	55.12	0.78	353.80	5	1.25	31.75
GL12	12.50	317.50	1.77	44.96	0.48	12.19	2.52	64.01	1.60	725.75	6	2.25	57.15

## OIL FILTER/PVC PLIER



PLIER	A OVERALL LENGTH		B JAW LENGTH		C JOINT THICKNESS		H HANDLE SPAN		WEIGHT		NUMBER OF ADJUSTMENTS	JAW CAPACITY					
	in	mm	in	mm	in	mm	in	mm	pounds	grams		MIN.	in	mm	MAX.	in	mm
209	9.00	228.60	1.75	44.45	0.43	10.92	1.61	40.89	0.51	231.33	4	1.75	44.45	3.50	88.90		
212	12.00	304.80	2.52	64.01	0.39	9.91	1.77	45.96	1.11	503.49	5	2.75	69.85	4.25	107.95		
215	15.50	393.70	3.50	88.90	0.51	12.95	1.77	45.96	2.08	943.47	6	2.50	63.50	5.50	139.70		





# CUTTING PLIERS


CHANNELLOCK  
MADE IN USA  
NO 447



[www.channellock.com](http://www.channellock.com)

# CUTTING PLIERS

## NOT ALL CUTTING EDGES ARE THE SAME...



Laser heat-treated cutting edges last longer.

Les surfaces de coupe thermotraitées au laser durent plus longtemps.

Los dientes y bordes de corte termotratados por láser dan mayor rendimiento.



CHANNELLOCK® uses high carbon C1080 steel for superior performance on the job, and an electronic coating for ultimate rust prevention.

CHANNELLOCK® utilise un acier C1080 à haute teneur en carbone de performances supérieures, à poli électrolytique pour une protection parfaite contre la rouille.


CHANNELLOCK® utiliza acero al alto carbono C1080 para lograr un rendimiento superior en el trabajo y una capa depositada electrónicamente para la máxima prevención de la oxidación.

### TYPES OF CUTTING EDGES

Only CHANNELLOCK® uses a knife and anvil style cutting edge to ensure perfect mating and superior cutting edge life.

Seul CHANNELLOCK® utilise un rebord de coupe de type couteau sur enclume, afin d'assurer un parfait alignement et une durabilité supérieure des tranchants.

Sólo CHANNELLOCK® utiliza filos estilo cuchillo de corte "punto y plano" que aseguran el alineamiento perfecto y una mayor duración.




Knife Anvil

Channellock's knife and anvil cutters ensure proper cutting edge alignment, resulting in a clean cut every time.

La conception couteau sur surface d'appui des tranchants assure un alignement correct et donc une coupe propre en toutes circonstances.

Los cortadores tipo cuchillo de "punto y plano" Channellock aseguran el alineamiento correcto del filo, resultando siempre en un corte preciso.

VS.



Double Sharp

Most manufacturers use two sharp edges which can become misaligned, losing their cutting effectiveness.

La plupart des fabricants utilisent deux tranchants de coupe. Ceux-ci peuvent perdre leur alignement et donc leur efficacité.

La mayoría de los fabricantes utilizan dos bordes afilados que pueden desalinearse, perdiendo su eficacia de corte.

CHANNELLOCK BLUE® grips for comfort

Poignées de confort CHANNELLOCK BLUE®  
Empuñaduras CHANNELLOCK BLUE® para la comodidad de las manos

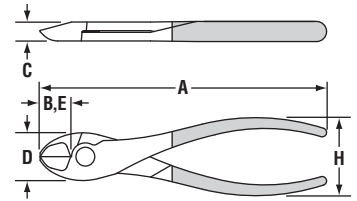
PLIER	PIANO WIRE				SUGGESTED WIRE CUTTING CAPACITIES (by Diameter)									
	MIN. DIA.		MAX. DIA.		HARD WIRE		MEDIUM HARD WIRE		SOFT WIRE					
	in	mm	in	mm	MIN. DIA.	MAX. DIA.	MIN. DIA.	MAX. DIA.	in	MAX. DIA.				
326	0.080	2.032	0.080	2.032	0.047	1.194	0.091	2.311	0.047	1.194	0.091	2.311	0.162	4.115
317	0.070	1.778	0.091	2.311	0.047	1.194	0.091	2.311	0.047	1.194	0.091	2.311	0.162	4.115
318	0.063	1.600	0.091	2.311	0.047	1.194	0.091	2.311	0.047	1.194	0.091	2.311	0.162	4.115
347	0.070	1.778	0.091	2.311	0.047	1.194	0.091	2.311	0.047	1.194	0.091	2.311	0.162	4.115
348	0.070	1.778	0.091	2.311	0.047	1.194	0.091	2.311	0.047	1.194	0.091	2.311	0.162	4.115
3047	0.070	1.778	0.091	2.311	0.047	1.194	0.091	2.311	0.047	1.194	0.091	2.311	0.162	4.115
3048	0.070	1.778	0.091	2.311	0.047	1.194	0.091	2.311	0.047	1.194	0.091	2.311	0.162	4.115
3248	0.077	1.956	0.091	2.311	0.047	1.194	0.091	2.311	0.047	1.194	0.091	2.311	0.162	4.115
349	0.047	1.194	0.091	2.311	0.047	1.194	0.091	2.311	0.047	1.194	0.091	2.311	0.162	4.115
350S	0.047	1.194	0.091	2.311	0.047	1.194	0.091	2.311	0.047	1.194	0.091	2.311	0.162	4.115
351S	0.047	1.194	0.091	2.311	0.047	1.194	0.091	2.311	0.047	1.194	0.091	2.311	0.162	4.115
369	0.047	1.194	0.091	2.311	0.047	1.194	0.091	2.311	0.047	1.194	0.091	2.311	0.162	4.115
337	0.063	1.600	0.091	2.311	0.047	1.194	0.091	2.311	0.047	1.194	0.091	2.311	0.162	4.115
338	0.063	1.600	0.091	2.311	0.047	1.194	0.091	2.311	0.047	1.194	0.091	2.311	0.162	4.115
435	0.063	1.600	0.080	2.032	0.047	1.194	0.091	2.311	0.047	1.194	0.091	2.311	0.162	4.115
436	0.056	1.422	0.091	2.311	0.047	1.194	0.091	2.311	0.047	1.194	0.091	2.311	0.162	4.115
437	0.056	1.422	0.091	2.311	0.047	1.194	0.091	2.311	0.047	1.194	0.091	2.311	0.162	4.115
447	0.056	1.422	0.091	2.311	0.047	1.194	0.091	2.311	0.047	1.194	0.091	2.311	0.162	4.115
356	0.056	1.422	0.091	2.311	0.047	1.194	0.091	2.311	0.047	1.194	0.091	2.311	0.162	4.115
357	0.056	1.422	0.091	2.311	0.047	1.194	0.091	2.311	0.047	1.194	0.091	2.311	0.162	4.115
358	0.056	1.422	0.091	2.311	0.047	1.194	0.091	2.311	0.047	1.194	0.091	2.311	0.162	4.115
Following pliers recommended for hard, medium hard, and copper applications only.														
35-220	*	*	*	*	0.047	1.194	0.070	1.778	0.047	1.194	0.091	2.311	0.162	4.115
35-250	*	*	*	*	0.047	1.194	0.070	1.778	0.047	1.194	0.091	2.311	0.162	4.115
35-280	*	*	*	*	0.047	1.194	0.070	1.778	0.047	1.194	0.091	2.311	0.162	4.115
35-300	*	*	*	*	0.047	1.194	0.070	1.778	0.047	1.194	0.091	2.311	0.162	4.115
Following pliers recommended for medium hard, and copper applications only.														
148-10	*	*	*	*	*	*	*	*	0.047	1.194	0.091	2.311	0.162	4.115
148-14	*	*	*	*	*	*	*	*	0.047	1.194	0.091	2.311	0.162	4.115

\* = Product not recommended for cutting this type of wire.

WIRE CLASSIFICATIONS	TENSILE STRENGTH	
	K PSI	N/mm2
PIANO WIRE - Hardened spring wire	280 - 360	1930 - 2500
HARD WIRE - Tempered spring wire	240 - 275	1650 - 1900
MEDIUM HARD WIRE - Tempered spring wire	180 - 235	1240 - 1620
SOFT WIRE - Copper and plastics	30	200

e-mail: [pliers@channellock.com](mailto:pliers@channellock.com)

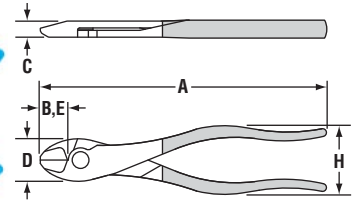




### Features

- High leverage
- Lap joint diagonal
- Grande force de levier
- Pincas obliques à charnière à emboîtement
- Alta palanca
- Diagonal con unión superpuesta

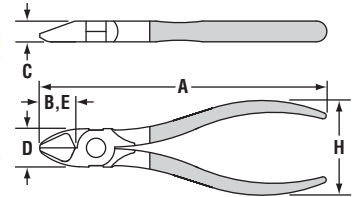
PLIER	A OVERALL LENGTH		B JAW LENGTH		C JOINT THICKNESS		D JOINT WIDTH		E CUTTING EDGE		H HANDLE SPAN		WEIGHT	
	in	mm	in	mm	in	mm	in	mm	in	mm	in	mm	pounds	grams
337	7.00	177.80	0.79	20.07	0.43	10.92	1.18	29.97	0.79	20.07	1.89	48.01	0.57	258.55



### Features

- High leverage
- Lap joint diagonal
- Grande force de levier
- Pincas obliques à charnière à emboîtement
- Alta palanca
- Diagonal con unión superpuesta

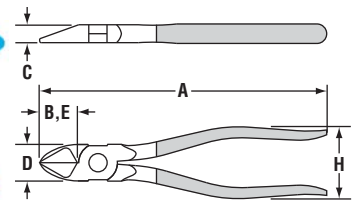
PLIER	A OVERALL LENGTH		B JAW LENGTH		C JOINT THICKNESS		D JOINT WIDTH		E CUTTING EDGE		H HANDLE SPAN		WEIGHT	
	in	mm	in	mm	in	mm	in	mm	in	mm	in	mm	pounds	grams
338	8.00	203.20	0.79	20.07	0.43	10.92	1.18	29.97	0.79	20.07	1.89	48.01	0.66	299.37



### Features

- Box joint diagonal
- Pincas obliques à charnière entrecroisée
- Diagonal con unión de caja

PLIER	A OVERALL LENGTH		B JAW LENGTH		C JOINT THICKNESS		D JOINT WIDTH		E CUTTING EDGE		H HANDLE SPAN		WEIGHT	
	in	mm	in	mm	in	mm	in	mm	in	mm	in	mm	pounds	grams
435	5.00	127.00	0.87	22.10	0.43	10.92	0.69	17.53	0.87	22.10	1.89	48.01	0.28	127.01
436	6.00	152.40	0.85	21.59	0.43	10.92	0.81	20.57	0.85	21.59	1.89	48.01	0.42	190.51

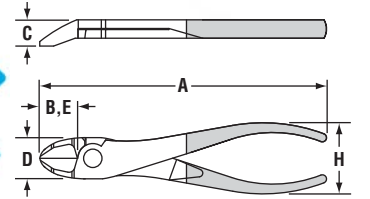


### Features

- Box joint diagonal
- Pincas obliques à charnière entrecroisée
- Diagonal con unión de caja

PLIER	A OVERALL LENGTH		B JAW LENGTH		C JOINT THICKNESS		D JOINT WIDTH		E CUTTING EDGE		H HANDLE SPAN		WEIGHT	
	in	mm	in	mm	in	mm	in	mm	in	mm	in	mm	pounds	grams
437	7.00	177.80	1.00	25.40	0.49	12.45	0.94	23.88	1.00	25.40	1.89	48.01	0.52	235.87

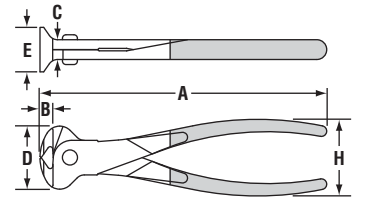
# CUTTING PLIERS



## Features

- High leverage
- Curved diagonal
- Grande force de levier
- Pincas obliques courbes
- Alta palanca
- Diagonal cabeza curva

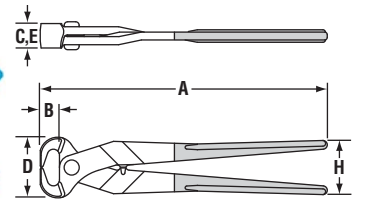
PLIER	A OVERALL LENGTH		B JAW LENGTH		C JOINT THICKNESS		D JOINT WIDTH		E CUTTING EDGE		H HANDLE SPAN		WEIGHT	
	in	mm	in	mm	in	mm	in	mm	in	mm	in	mm	pounds	grams
447	7.75	196.85	1.02	25.91	0.49	12.45	1.06	26.92	1.02	25.91	1.89	48.01	0.72	326.59



## Features

- End cutting plier/nipper
- Pincas coupantes/cisailles en bout
- Alicante/tenaza de corte frontal

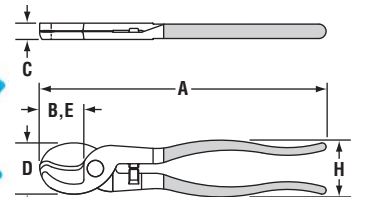
PLIER	A OVERALL LENGTH		B JAW LENGTH		C JOINT THICKNESS		D JOINT WIDTH		E CUTTING EDGE		H HANDLE SPAN		WEIGHT	
	in	mm	in	mm	in	mm	in	mm	in	mm	in	mm	pounds	grams
356	6.25	158.75	0.35	8.89	0.47	11.94	1.38	35.05	1.06	26.92	1.89	48.01	0.57	258.55
357	7.50	190.50	0.35	8.89	0.49	12.45	1.63	41.40	1.18	29.97	1.89	48.01	0.76	344.73
358	8.00	203.20	0.35	8.89	0.49	12.45	1.63	41.40	1.18	29.97	1.89	48.01	0.79	358.34



## Features

- Heavy duty construction
- Ideal for cutting large nails
- Construction robuste
- Parfaites pour couper les gros clous
- Fabricada para el uso industrial
- Ideal para cortar clavos grandes

PLIER	A OVERALL LENGTH		B JAW LENGTH		C JOINT THICKNESS		D JOINT WIDTH		E CUTTING EDGE		H HANDLE SPAN		WEIGHT	
	in	mm	in	mm	in	mm	in	mm	in	mm	in	mm	pounds	grams
148-10	10.00	254.00	0.62	15.75	0.87	22.10	2.19	55.63	0.87	22.10	2.05	52.07	1.25	566.99
148-14	13.75	349.25	0.79	20.07	0.98	24.89	2.56	65.02	0.98	24.89	2.44	61.98	2.48	1124.91

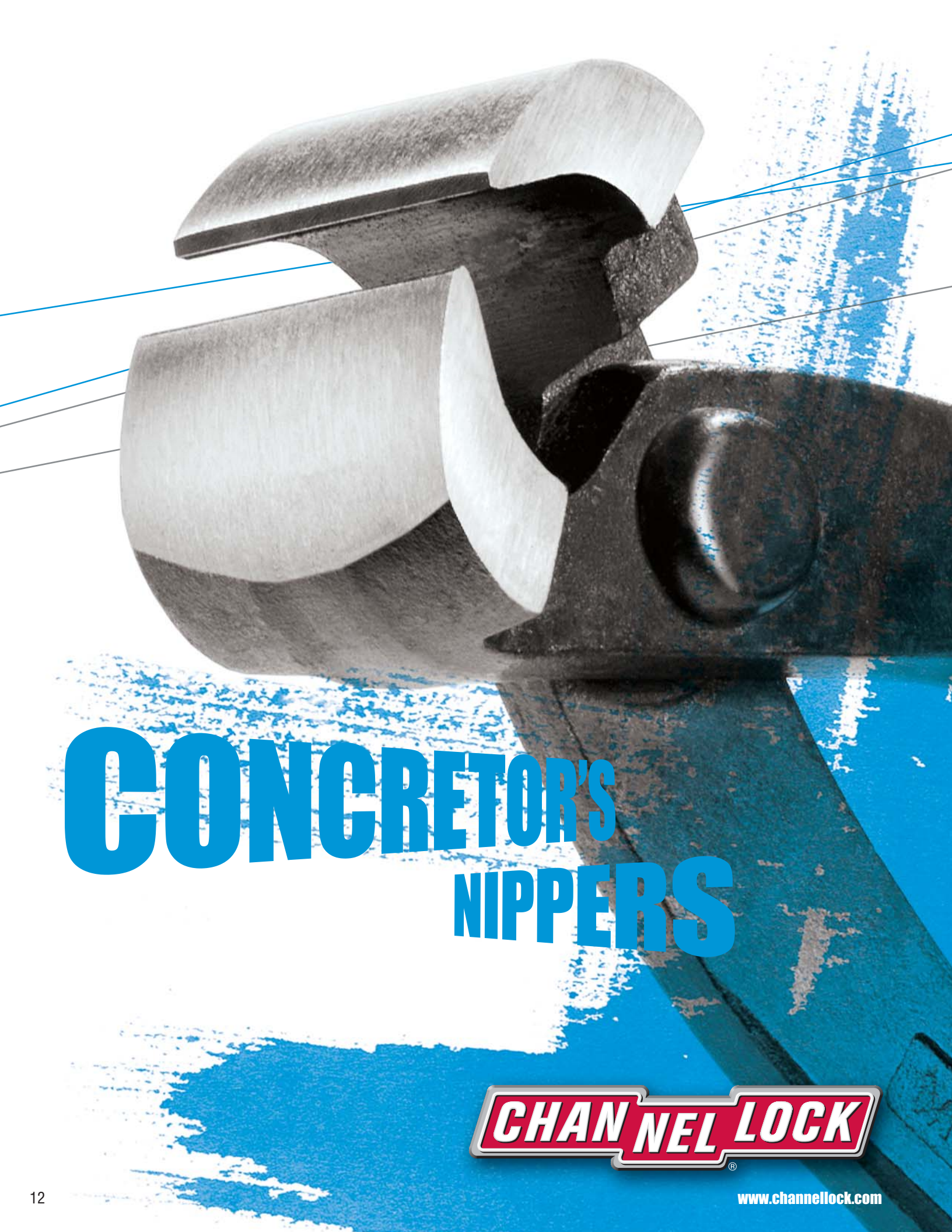


## Features

- Cable cutter
- Cuts up to 4/0 aluminum and 2/0 copper
- Not for steel or ACSR
- Coupe-câble
- Coupe jusqu'à des épaisseurs d'aluminium de 4/0 et de cuivre de 2/0
- Ne coupe pas l'acier ou l'alu-acier
- Cortador de cables
- Corta aluminio de hasta 4/0 y cobre de hasta 2/0
- Herramienta no adecuada para ACSR

PLIER	A OVERALL LENGTH		B JAW LENGTH		C JOINT THICKNESS		D JOINT WIDTH		E CUTTING EDGE		H HANDLE SPAN		WEIGHT	
	in	mm	in	mm	in	mm	in	mm	in	mm	in	mm	pounds	grams
911	9.50	241.30	1.40	35.56	0.51	12.95	1.61	40.89	1.40	35.56	1.89	48.01	0.90	408.23





# CONCRETOR'S NIPPERS

**CHANNEL LOCK**<sup>®</sup>



# CONCRETOR'S NIPPERS



Laser heat-treated cutting edges last longer.

Les surfaces de coupe thermotraitées au laser durent plus longtemps.  
Los dientes y bordes de corte termotratados por láser dan mayor rendimiento.

High carbon C1080 steel for superior performance on the job, and an electronic coating for ultimate rust prevention.

Acier C1080 à haute teneur en carbone de performance supérieure et poli électrolytique pour une protection parfaite contre la rouille.  
Acero al alto carbono C1080 para lograr la más alta resistencia y capa depositada electrónicamente para máxima prevención de la oxidación.



Only CHANNELLOCK® uses a knife and anvil style cutting edge to ensure perfect mating and superior cutting edge life.

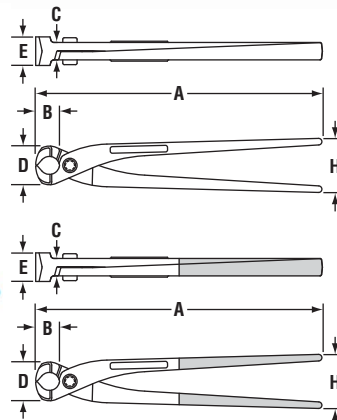
Seul CHANNELLOCK® utilise un rebord de coupe de type couteau sur enclume, afin d'assurer un parfait alignement et une durabilité supérieure des tranchants.

Sólo CHANNELLOCK® utiliza filos estilo cuchillo de corte "punto y plano" que aseguran el alineamiento perfecto y una mayor duración.

CHANNELLOCK BLUE® grips for comfort

Poignées de confort CHANNELLOCK BLUE®

Empuñaduras CHANNELLOCK BLUE® para mayor comodidad de las manos



PLIER	A OVERALL LENGTH		B JAW LENGTH		C JOINT THICKNESS		D JOINT WIDTH		E CUTTING EDGE		H HANDLE SPAN		WEIGHT	
	in	mm	in	mm	in	mm	in	mm	in	mm	in	mm	pounds	grams
35-220P	9.00	228.60	0.69	17.53	0.91	23.11	1.18	29.97	1.18	29.97	1.73	43.94	0.81	367.41
35-220	9.00	228.60	0.69	17.53	0.91	23.11	1.18	29.97	1.18	29.97	1.73	43.94	0.82	371.95
35-250P	10.00	254.00	0.83	21.08	1.06	26.92	1.38	35.05	1.38	35.05	2.01	51.05	1.02	462.66
35-250	10.00	254.00	0.83	21.08	1.06	26.92	1.38	35.05	1.38	35.05	2.01	51.05	1.04	471.74
35-280P	11.00	279.40	0.83	21.08	1.06	26.92	1.38	35.05	1.38	35.05	2.01	51.05	1.22	553.38
35-280	11.00	279.40	0.83	21.08	1.06	26.92	1.38	35.05	1.38	35.05	2.01	51.05	1.23	557.92
35-300P	12.00	304.80	0.83	21.08	1.06	26.92	1.38	35.05	1.38	35.05	2.01	51.05	1.31	594.21
35-300	12.00	304.80	0.83	21.08	1.06	26.92	1.38	35.05	1.38	35.05	2.01	51.05	1.33	603.28

"P" indicates no grips.




# LINEMEN'S

CHANNEL LOCK  
369 MADE IN USA



# LINEMEN'S



Laser heat-treated cutting edges last longer.

Les surfaces de coupe thermotraitées au laser durent plus longtemps.

Los dientes y bordes de corte termotratados por láser dan mayor rendimiento.

Useful crushing area

Zone d'écrasement utile

Zona de compresión útil

CHANNELLOCK® uses high carbon C1080 steel for superior performance on the job, and an electronic coating for ultimate rust prevention.

CHANNELLOCK® utilise un acier C1080 à haute teneur en carbone de performances supérieures, à poli électrolytique pour une protection parfaite contre la rouille.

CHANNELLOCK® utiliza acero al alto carbono C1080 para lograr un rendimiento superior en el trabajo y una capa depositada electrónicamente para la máxima prevención de la oxidación.

Only CHANNELLOCK® uses a knife and anvil style cutting edge to ensure perfect mating and superior cutting edge life.

Seul CHANNELLOCK® utilise un rebord de coupe de type couteau sur enclume, afin d'assurer un parfait alignement et une durabilité supérieure des tranchants.


Sólo CHANNELLOCK® utiliza filos estilo cuchillo de corte "punto y plano" que aseguran el alineamiento perfecto y una mayor duración.

## TYPES OF CUTTING EDGES



Knife Anvil

VS.



Double Sharp

Channellock's knife and anvil cutters ensure proper cutting edge alignment, resulting in a clean cut every time.

La conception couteau sur surface d'appui des tranchants assure un alignement correct et donc une coupe propre en toutes circonstances.

Los cortadores tipo cuchillo de "punto y plano" Channellock aseguran el alineamiento correcto del filo, resultando siempre en un corte preciso.

Most manufacturers use two sharp edges which can become misaligned, losing their cutting effectiveness.

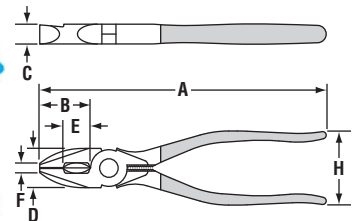
La plupart des fabricants utilisent deux tranchants de coupe. Ceux-ci peuvent perdre leur alignement et donc leur efficacité.

La mayoría de los fabricantes utilizan dos bordes afilados que pueden desalinearse, perdiendo su eficacia de corte.

CHANNELLOCK BLUE® comfort grips

Poignées de confort CHANNELLOCK BLUE®

Empuñaduras cómodas CHANNELLOCK BLUE®



## Features

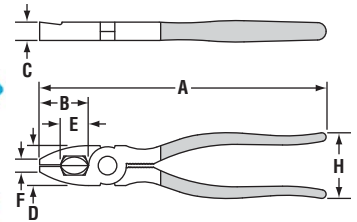
- Round nose design
- Bec arrondi
- Diseño de punta redonda

PLIER	A OVERALL LENGTH		B JAW LENGTH		C JOINT THICKNESS		D JOINT WIDTH		E CUTTING EDGE		F NOSE WIDTH		H HANDLE SPAN		WEIGHT	
	in	mm	in	mm	in	mm	in	mm	in	mm	in	mm	in	mm	pounds	grams
347	7.25	184.15	1.28	32.51	0.49	12.45	1.00	25.40	0.65	16.51	0.23	5.84	1.89	48.01	0.60	272.16



# CHANNEL LOCK

WORK HARD. SWEAT BLUE.®



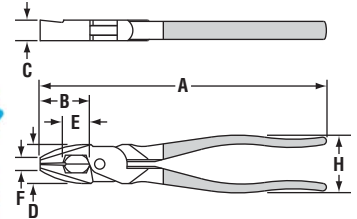
## Features

- Round nose design
- Bec arrondi
- Diseño de punta redonda

PLIER	A OVERALL LENGTH		B JAW LENGTH		C JOINT THICKNESS		D JOINT WIDTH		E CUTTING EDGE		F NOSE WIDTH		H HANDLE SPAN		WEIGHT	
	in	mm	in	mm	in	mm	in	mm	in	mm	in	mm	in	mm	pounds	grams
348	8.50	215.90	1.28	32.51	0.49	12.45	1.00	25.40	0.65	16.51	0.36	9.14	1.89	48.01	0.89	403.70

## Features

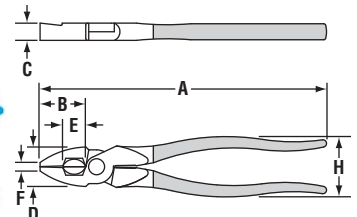

- Wiremaster™ premium quality linemen's plier
- Heavy duty enclosed joint design
- High leverage
- Cuts ACSR
- Pincers de lignard de qualité supérieure Wiremaster™
- Charnière interne ultra-robuste
- Grande force de levier
- Coupe l'alu-acier
- Alicates electricista Wiremaster™ de primera calidad
- Diseño de unión encerrada de uso industrial
- Alta palanca
- Corta ACSR



PLIER	A OVERALL LENGTH		B JAW LENGTH		C JOINT THICKNESS		D JOINT WIDTH		E CUTTING EDGE		F NOSE WIDTH		H HANDLE SPAN		WEIGHT	
	in	mm	in	mm	in	mm	in	mm	in	mm	in	mm	in	mm	pounds	grams
349	9.25	234.95	1.59	40.39	0.63	16.00	1.26	32.00	0.81	20.57	0.40	10.16	1.89	48.01	1.02	462.66

## Features

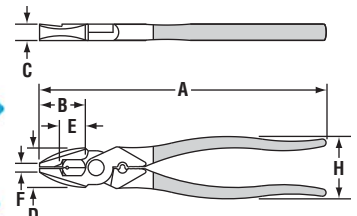

- High leverage
- Round nose
- Cuts ACSR
- Grande force de levier
- Bec arrondi
- Coupe l'alu-acier
- Alta palanca
- Cabeza redonda
- Corta ACSR



PLIER	A OVERALL LENGTH		B JAW LENGTH		C JOINT THICKNESS		D JOINT WIDTH		E CUTTING EDGE		F NOSE WIDTH		H HANDLE SPAN		WEIGHT	
	in	mm	in	mm	in	mm	in	mm	in	mm	in	mm	in	mm	pounds	grams
369	9.50	241.30	1.54	39.12	0.55	13.97	1.32	33.53	0.73	18.54	0.28	7.11	1.89	48.01	1.08	489.88

## Features

- High leverage
- Round nose
- Crimps insulated and non-insulated terminals
- Strips 12 AWG wire
- 12 AWG wire looper
- Fishtape puller
- Cuts ACSR
- Grande force de levier
- Bec arrondi
- Sertit les bornes isolées et non-isolées
- Dénude les fils électriques de 12 AWG
- Recourbe-fil électrique 12 AWG
- Extracteur de ruban de tirage
- Coupe l'alu-acier
- Alta palanca
- Cabeza redonda
- Poncha terminales aisladas y no aisladas
- Desforra alambres 12 AWG
- Engazador de alambre 12 AWG
- Extractor de alambre guía
- Corta ACSR



PLIER	A OVERALL LENGTH		B JAW LENGTH		C JOINT THICKNESS		D JOINT WIDTH		E CUTTING EDGE		F NOSE WIDTH		H HANDLE SPAN		WEIGHT	
	in	mm	in	mm	in	mm	in	mm	in	mm	in	mm	in	mm	pounds	grams
369CRFT™	9.50	241.30	1.54	39.12	0.55	13.97	1.32	33.53	0.73	18.54	0.29	7.37	1.89	48.01	1.08	489.88

U.S. Patent Nos. 7,415,913 and 7,395,740

# LINEMEN'S



## Features


- Ironworkers plier
- Coiled spring
- Dog leg handle for better leverage when twisting wire
- Cuts ACSR
- Cisailles de métallurgiste
- Ressort à enroulement
- Poignée en chien de fusil, offrant un meilleur effet de levier pendant la torsion des fils
- Coupe l'alu-acier
- Alicata para herreros
- Resorte
- Un mango con terminación curva para mayor apoyo al torcer alambres
- Corta ACSR



PLIER	A OVERALL LENGTH		B JAW LENGTH		C JOINT THICKNESS		D JOINT WIDTH		E CUTTING EDGE		F NOSE WIDTH		H HANDLE SPAN		WEIGHT	
	in	mm	in	mm	in	mm	in	mm	in	mm	in	mm	in	mm	pounds	grams
350S	8.75	222.25	1.28	32.51	0.53	13.46	1.06	26.92	0.66	16.76	0.28	7.11	1.89	48.01	0.81	367.41

## Features


- Larger, stockier beveled nose
- Aggressive crosshatched tooth pattern for maximum grip
- Coiled spring
- Dog leg handle for better leverage when twisting wire
- Cuts ACSR
- Bec biseauté plus grand et plus épais
- Dentelure quadrillée profonde pour une prise maximum
- Ressort à enroulement
- Poignée en chien de fusil, offrant un meilleur effet de levier pendant la torsion des fils
- Coupe l'alu-acier
- Cabeza biselada más larga y pesada
- Ranurado entrecruzado en la punta para lograr un mejor agarre
- Resorte
- Un mango con terminación curva para mayor apoyo al torcer alambres
- Corta ACSR



PLIER	A OVERALL LENGTH		B JAW LENGTH		C JOINT THICKNESS		D JOINT WIDTH		E CUTTING EDGE		F NOSE WIDTH		H HANDLE SPAN		WEIGHT	
	in	mm	in	mm	in	mm	in	mm	in	mm	in	mm	in	mm	pounds	grams
351S	9.50	241.30	1.47	37.34	0.56	14.22	1.31	33.27	0.81	20.57	0.22	5.59	2.01	51.05	1.20	544.31

## Features


- Bevel nose
- Bec biseauté
- Cabeza biselada



PLIER	A OVERALL LENGTH		B JAW LENGTH		C JOINT THICKNESS		D JOINT WIDTH		E CUTTING EDGE		F NOSE WIDTH		H HANDLE SPAN		WEIGHT	
	in	mm	in	mm	in	mm	in	mm	in	mm	in	mm	in	mm	pounds	grams
3047	7.25	184.15	1.28	32.51	0.55	13.97	1.00	25.40	0.59	14.99	0.23	5.84	1.89	48.01	0.58	263.08

## Features

- Bevel nose
- Bec biseauté
- Cabeza biselada



PLIER	A OVERALL LENGTH		B JAW LENGTH		C JOINT THICKNESS		D JOINT WIDTH		E CUTTING EDGE		F NOSE WIDTH		H HANDLE SPAN		WEIGHT	
	in	mm	in	mm	in	mm	in	mm	in	mm	in	mm	in	mm	pounds	grams
3048	8.50	215.90	1.50	38.10	0.63	16.00	1.32	33.53	0.75	19.05	0.22	5.59	1.89	48.01	1.02	462.66





# LONG NOSE PLIERS



# LONG NOSE PLIERS



Only CHANNELLOCK® uses a knife and anvil style cutting edge to ensure perfect mating and superior cutting edge life.

Seul CHANNELLOCK® utilise un rebord de coupe de type couteau sur enclume, afin d'assurer un parfait alignement et une durabilité supérieure des tranchants.

Sólo CHANNELLOCK® utiliza filos estilo cuchillo de corte "punto y plano" que aseguran el alineamiento perfecto y duración mayor.

High carbon C1080 steel for superior performance on the job, and an electronic coating for ultimate rust prevention.

Acier C1080 à haute teneur en carbone de performance supérieure et poli électrolytique pour une protection parfaite contre la rouille.

Acero al alto carbono C1080 para lograr la más alta resistencia y capa depositada electrónicamente para máxima prevención de la oxidación.

Crosshatch pattern on jaws  
Dentelure quadrillée des mâchoires  
Ranurado entrecruzado en las superficies de las mordazas



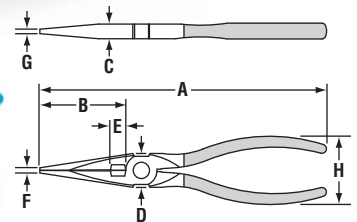
Laser heat-treated cutting edges last longer.

Les surfaces de coupe thermotraitées au laser durent plus longtemps.

Los dientes y bordes de corte termotratados por láser dan mayor rendimiento.

CHANNELLOCK BLUE® grips for comfort

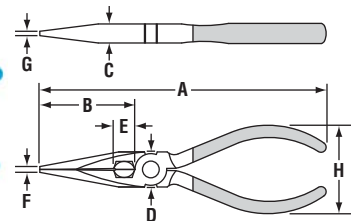
Poignées de confort CHANNELLOCK BLUE®  
Empuñaduras CHANNELLOCK BLUE® para mayor comodidad de las manos



## Features

- 317 – with side cutter
- 3017 – without side cutter
- 317 – avec coupe-fil de côté
- 3017 – sans coupe-fil de côté
- 317 – con corte lateral
- 3017 – sin corte lateral

PLIER	A OVERALL LENGTH		B JAW LENGTH		C JOINT THICKNESS		D JOINT WIDTH		E CUTTING EDGE		F NOSE WIDTH		G NOSE THICKNESS		H HANDLE SPAN		WEIGHT	
	in	mm	in	mm	in	mm	in	mm	in	mm	in	mm	in	mm	in	mm	pounds	grams
317	8.00	203.20	2.36	59.94	0.41	10.41	0.87	22.10	0.41	10.41	0.14	3.56	0.11	2.79	1.89	48.01	0.55	249.48
3017	8.00	203.20	2.36	59.94	0.41	10.41	0.87	22.10	N/A	N/A	0.14	3.56	0.11	2.79	1.89	48.01	0.55	249.48



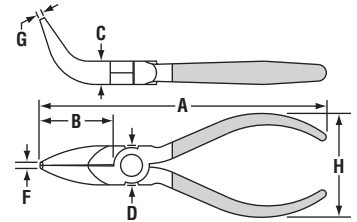
## Features

- 326 – with side cutter
- 3026 – without side cutter
- 326 – avec coupe-fil de côté
- 3026 – sans coupe-fil de côté
- 326 – con corte lateral
- 3026 – sin corte lateral

PLIER	A OVERALL LENGTH		B JAW LENGTH		C JOINT THICKNESS		D JOINT WIDTH		E CUTTING EDGE		F NOSE WIDTH		G NOSE THICKNESS		H HANDLE SPAN		WEIGHT	
	in	mm	in	mm	in	mm	in	mm	in	mm	in	mm	in	mm	in	mm	pounds	grams
326	6.10	154.94	2.08	52.83	0.41	10.41	0.75	19.05	0.41	10.41	0.10	2.54	N/A	N/A	1.89	48.01	0.36	163.29
3026	6.10	154.94	2.08	52.83	0.41	10.41	0.75	19.05	N/A	N/A	0.10	2.54	0.11	2.79	1.89	48.01	0.33	149.69



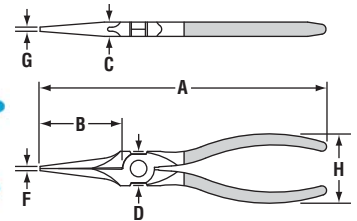
WORK HARD. SWEAT BLUE.®



PLIER	A OVERALL LENGTH		B JAW LENGTH		C JOINT THICKNESS		D JOINT WIDTH		E CUTTING EDGE		F NOSE WIDTH		G NOSE THICKNESS		H HANDLE SPAN		WEIGHT	
	in	mm	in	mm	in	mm	in	mm	in	mm	in	mm	in	mm	in	mm	pounds	grams
386	5.75	146.05	1.65	41.91	0.41	10.41	0.75	19.05	N/A	N/A	0.10	2.54	0.11	2.79	1.89	48.01	0.38	172.37

### Features

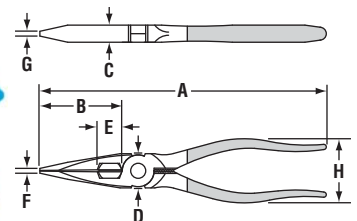
- Bent nose
- No cutter
- Bec coudé
- Sans coupe-fil
- Punta curva
- Sin corte



PLIER	A OVERALL LENGTH		B JAW LENGTH		C JOINT THICKNESS		D JOINT WIDTH		E CUTTING EDGE		F NOSE WIDTH		G NOSE THICKNESS		H HANDLE SPAN		WEIGHT	
	in	mm	in	mm	in	mm	in	mm	in	mm	in	mm	in	mm	in	mm	pounds	grams
3037	8.00	203.20	2.44	61.98	0.37	9.40	0.87	22.10	N/A	N/A	0.12	3.05	0.11	2.79	1.89	48.01	0.45	204.12

### Features

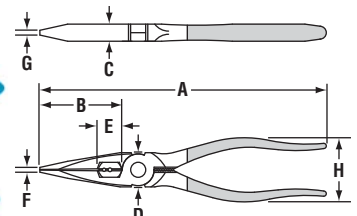
- Snipe nose for confined spaces
- No cutter
- Bec étroit pour espaces confinés
- Sans coupe-fil
- Punta plana para usar en espacios estrechos
- Sin corte



PLIER	A OVERALL LENGTH		B JAW LENGTH		C JOINT THICKNESS		D JOINT WIDTH		E CUTTING EDGE		F NOSE WIDTH		G NOSE THICKNESS		H HANDLE SPAN		WEIGHT	
	in	mm	in	mm	in	mm	in	mm	in	mm	in	mm	in	mm	in	mm	pounds	grams
318	8.38	212.85	2.30	58.42	0.50	12.70	1.00	25.40	0.63	16.00	0.16	4.06	0.11	2.79	1.89	48.01	0.59	267.62

### Features

- Heavy duty side cutter
- Useful crushing area
- Coupe-fil de côté renforcé
- Zone d'écrasement utile
- Corte lateral de uso industrial
- Zona de compresión útil



PLIER	A OVERALL LENGTH		B JAW LENGTH		C JOINT THICKNESS		D JOINT WIDTH		E CUTTING EDGE		F NOSE WIDTH		G NOSE THICKNESS		H HANDLE SPAN		WEIGHT	
	in	mm	in	mm	in	mm	in	mm	in	mm	in	mm	in	mm	in	mm	pounds	grams
318WS	8.38	212.85	2.30	58.42	0.50	12.70	1.00	25.40	0.63	16.00	0.16	4.06	0.11	2.79	1.89	48.01	0.59	267.62

### Features

- Heavy duty side cutter
- 12 and 14 AWG wire stripper
- Useful crushing area
- Coupe-fil de côté renforcé
- Dénude-fil, calibres 12 et 14 AWG
- Zone d'écrasement utile
- Corte lateral de uso industrial
- Pela cables para alambres 12 y 14 AWG
- Zona de compresión útil

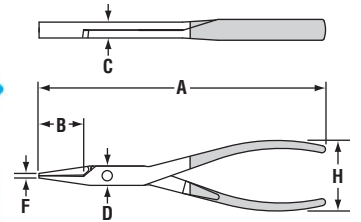
# LONG REACH PLIERS



## LONG REACH PLIERS

### Features

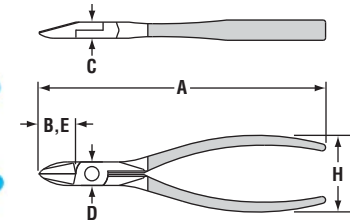
- Flat nose
- Crosshatch teeth pattern
- Bec de cane
- Dentelure quadrillée
- Punta plana
- Ranurado entrecruzado en las superficies de las mordazas



PLIER	A OVERALL LENGTH		B JAW LENGTH		C JOINT THICKNESS		D JOINT WIDTH		E CUTTING EDGE		F NOSE WIDTH		G NOSE THICKNESS		H HANDLE SPAN		WEIGHT	
	in	mm	in	mm	in	mm	in	mm	in	mm	in	mm	in	mm	in	mm	pounds	grams
718	7.88	200.15	1.18	29.97	0.43	10.92	0.53	13.46	N/A	N/A	0.53	13.46	N/A	N/A	1.89	48.01	0.51	231.33

### Features

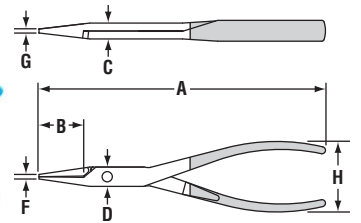
- Diagonal side cutter
- Coupe-fil oblique
- Cortador lateral diagonal



PLIER	A OVERALL LENGTH		B JAW LENGTH		C JOINT THICKNESS		D JOINT WIDTH		E CUTTING EDGE		F NOSE WIDTH		G NOSE THICKNESS		H HANDLE SPAN		WEIGHT	
	in	mm	in	mm	in	mm	in	mm	in	mm	in	mm	in	mm	in	mm	pounds	grams
728	7.50	190.50	0.91	23.11	0.37	9.40	0.59	14.99	0.91	23.11	N/A	N/A	N/A	N/A	1.89	48.01	0.42	190.51

### Features

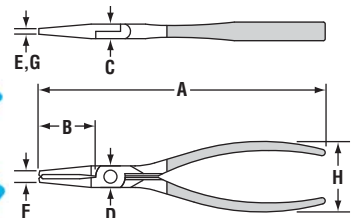
- Needle nose
- Crosshatch teeth pattern
- Bec effilé
- Dentelure quadrillée
- Punta larga
- Ranurado entrecruzado en las superficies de las mordazas



PLIER	A OVERALL LENGTH		B JAW LENGTH		C JOINT THICKNESS		D JOINT WIDTH		E CUTTING EDGE		F NOSE WIDTH		G NOSE THICKNESS		H HANDLE SPAN		WEIGHT	
	in	mm	in	mm	in	mm	in	mm	in	mm	in	mm	in	mm	in	mm	pounds	grams
738	7.88	200.15	1.18	26.97	0.43	10.92	0.53	13.46	N/A	N/A	0.10	2.54	0.08	2.03	1.89	48.01	0.47	213.19

### Features

- End cutter
- Coupe-fil en bout
- Alicata de corte frontal



PLIER	A OVERALL LENGTH		B JAW LENGTH		C JOINT THICKNESS		D JOINT WIDTH		E CUTTING EDGE		F NOSE WIDTH		G NOSE THICKNESS		H HANDLE SPAN		WEIGHT	
	in	mm	in	mm	in	mm	in	mm	in	mm	in	mm	in	mm	in	mm	pounds	grams
748	8.00	203.20	1.56	39.62	0.38	9.65	0.59	14.99	0.19	4.83	0.28	7.11	0.19	4.83	1.89	48.01	0.46	208.65





CHANNELLOCK  
MADE IN USA  
No 526

# SLIP JOINT PLIERS

**CHAN NEL LOCK**<sup>®</sup>

# SLIP JOINT PLIERS



CHANNELLOCK® uses high carbon C1080 steel for superior performance on the job, and an electronic coating for ultimate rust prevention.

CHANNELLOCK® utilise un acier C1080 à haute teneur en carbone de performances supérieures, à poli électrolytique pour une protection parfaite contre la rouille.

CHANNELLOCK® utiliza acero al alto carbono C1080 para lograr un rendimiento superior en el trabajo y una capa depositada electrónicamente para la máxima prevención de la oxidación.



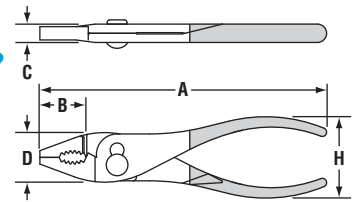
Wire cutting shear  
Cisaille coupe-fil  
Cizalla para cortar alambres

PermaLock® fastener eliminates nut and bolt failure.  
Le rivet PermaLock® élimine le risque d'une rupture de la charnière.  
El sistema de fijación PermaLock® elimina las fallas de los pernos y las tuercas.

CHANNELLOCK BLUE® comfort grips  
Poignées de confort CHANNELLOCK BLUE®  
Empuñaduras cómodas CHANNELLOCK BLUE®

## Features

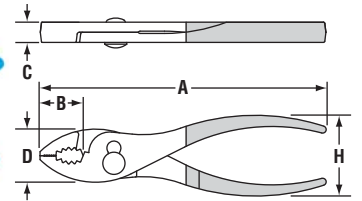
- Thin nose
- Wire cutting shear
- Bec fin
- Cisaille coupe-fil
- Punta fina
- Cizalla para cortar alambres



PLIER	A OVERALL LENGTH		B JAW LENGTH		C JOINT THICKNESS		D JOINT WIDTH		E CUTTING EDGE		H HANDLE SPAN		WEIGHT	
	in	mm	in	mm	in	mm	in	mm	in	mm	in	mm	pounds	grams
516	6.50	165.10	1.10	27.94	0.30	7.62	1.22	30.99	N/A	N/A	1.89	48.01	0.45	204.12

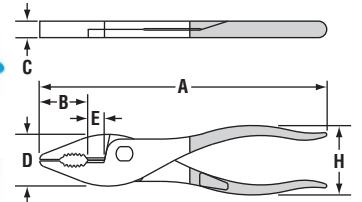
## Features

- Wire cutting shear
- Cisaille coupe-fil
- Cizalla para cortar alambres



PLIER	A OVERALL LENGTH		B JAW LENGTH		C JOINT THICKNESS		D JOINT WIDTH		E CUTTING EDGE		H HANDLE SPAN		WEIGHT	
	in	mm	in	mm	in	mm	in	mm	in	mm	in	mm	pounds	grams
526	6.50	165.10	0.96	24.38	0.43	10.92	1.28	32.51	N/A	N/A	1.89	48.01	0.51	231.33
528	8.00	203.20	0.99	25.15	0.36	9.14	1.17	29.72	N/A	N/A	1.82	46.23	0.58	263.08

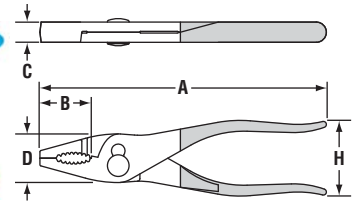




### Features

- Fine side cutter
- Coupe-fil de côté
- Corte lateral fino

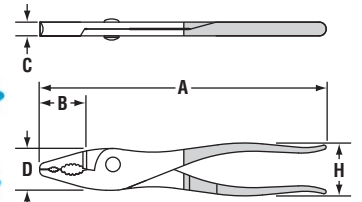
PLIER	A OVERALL LENGTH		B JAW LENGTH		C JOINT THICKNESS		D JOINT WIDTH		E CUTTING EDGE		H HANDLE SPAN		WEIGHT	
	in	mm	in	mm	in	mm	in	mm	in	mm	in	mm	pounds	grams
537	7.63	193.80	1.71	43.43	0.43	10.92	1.38	35.05	0.43	10.92	1.89	48.01	0.61	276.69



### Features

- Wire cutting shear
- Cisaille coupe-fil
- Cizalla para cortar alambres

PLIER	A OVERALL LENGTH		B JAW LENGTH		C JOINT THICKNESS		D JOINT WIDTH		E CUTTING EDGE		H HANDLE SPAN		WEIGHT	
	in	mm	in	mm	in	mm	in	mm	in	mm	in	mm	pounds	grams
546	6.63	168.40	1.18	29.97	0.47	11.94	1.14	28.96	N/A	N/A	2.01	51.05	0.52	235.87
548	8.00	203.20	1.18	29.97	0.47	11.94	1.26	32.00	N/A	N/A	1.89	48.01	0.65	294.84

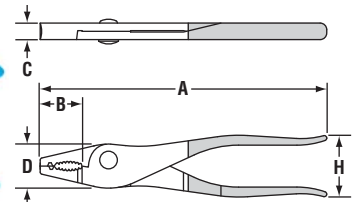


### Features

- Wire cutting shear
- Heavy duty construction
- Cisaille coupe-fil
- Construction robuste
- Cizalla para cortar alambres
- Fabricada para el uso industrial

PLIER	A OVERALL LENGTH		B JAW LENGTH		C JOINT THICKNESS		D JOINT WIDTH		E CUTTING EDGE		H HANDLE SPAN		WEIGHT	
	in	mm	in	mm	in	mm	in	mm	in	mm	in	mm	pounds	grams
5410	10.00	254.00	1.56	39.62	0.47	11.94	1.58	40.13	N/A	N/A	1.89	48.01	0.87	394.63

## HOSE CLAMP



### Features

- Hose clamp
- Wire cutting shear
- Collier de durite
- Cisaille coupe-fil
- Pinza para abrazadera de manguera
- Cizalla para cortar alambres

PLIER	A OVERALL LENGTH		B JAW LENGTH		C JOINT THICKNESS		D JOINT WIDTH		E CUTTING EDGE		H HANDLE SPAN		WEIGHT	
	in	mm	in	mm	in	mm	in	mm	in	mm	in	mm	pounds	grams
558	8.00	203.20	1.18	29.97	0.47	11.94	1.26	32.00	N/A	N/A	1.89	48.01	0.61	276.69



# SPECIAL PURPOSE PLIERS



e-mail: [pliers@channellock.com](mailto:pliers@channellock.com)

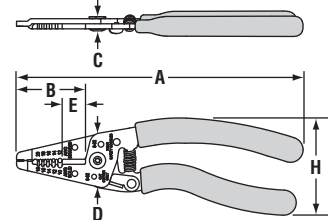


# CHANNEL LOCK

WORK HARD. SWEAT BLUE.®

## Features

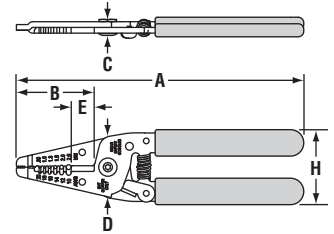
- Ergonomic handle
- Pliers nose
- Long curved cutter
- Strips 10-20 AWG
- Poignées ergonomiques
- Bec de pince
- Coupe-fil long incurvé
- Dénude-fil calibre 10-20 AWG
- Empuñadura ergonómica
- Punta de alicate
- Alicates largo, nariz curva
- Desforra AWG 10-20



PLIER	A OVERALL LENGTH		B JAW LENGTH		C JOINT THICKNESS		D JOINT WIDTH		E CUTTING EDGE		H HANDLE SPAN		WEIGHT	
	in	mm	in	mm	in	mm	in	mm	in	mm	in	mm	pounds	grams
957	7.00	177.80	1.68	42.67	0.46	11.68	1.30	33.02	0.57	14.48	2.05	52.07	0.34	154.22

## Features

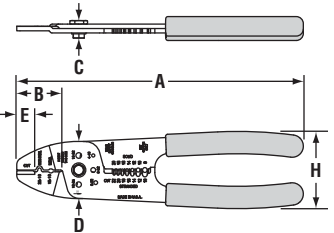
- Wire stripper, cutter
- AWG 10-20
- Coupe et dénude-fil
- Calibres AWG 10-20
- Desforrador de alambres, cortador
- AWG 10-20



PLIER	A OVERALL LENGTH		B JAW LENGTH		C JOINT THICKNESS		D JOINT WIDTH		E CUTTING EDGE		H HANDLE SPAN		WEIGHT	
	in	mm	in	mm	in	mm	in	mm	in	mm	in	mm	pounds	grams
958	6.25	158.75	1.61	40.89	0.47	11.94	1.30	33.02	0.43	10.92	1.89	48.01	0.34	154.22

## Features

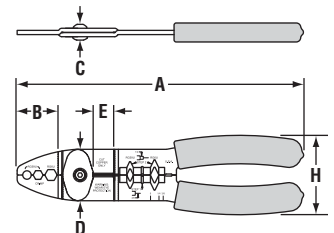
- Wire cutter, stripper
- Crimps insulated and non-insulated terminals.
- Cuts stranded AWG 10-22, solid AWG 8-20
- Cuts bolt sizes: 10-24, 10-32, 4-40, 6-32, 8-32
- Coupe et dénude-fil
- Serit les bornes isolées et non-isolées.
- Coupe les câbles toronnés AWG 10-22 et les câbles pleins AWG 8-20
- Coupe les boulons de taille 10-24, 10-32, 4-40, 6-32, 8-32
- Cortador de alambre, desforrador de alambres
- Poncha terminales aisladas y no aisladas.
- Corta AWG 10-22 de conductores trenzados y AWG 8-20 macizo
- Corta pernos de dimensiones: 10-24, 10-32, 4-40, 6-32, 8-32



PLIER	A OVERALL LENGTH		B JAW LENGTH		C JOINT THICKNESS		D JOINT WIDTH		E CUTTING EDGE		H HANDLE SPAN		WEIGHT	
	in	mm	in	mm	in	mm	in	mm	in	mm	in	mm	pounds	grams
959	8.25	209.55	1.26	32.00	0.47	11.94	1.61	40.89	0.24	6.10	2.17	55.12	0.34	154.22

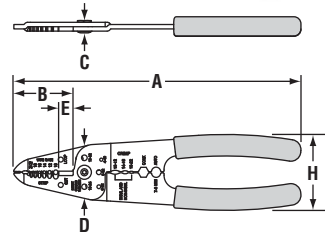
## Features

- Coax cable tool
- Three stripping stations for RG-6 and RG-59
- Crimps RG-6 and RG-59 coax connectors.
- Outil pour câble co-axial
- Trois positions de dépouillement pour RG-6 et RG-59
- Serit les connecteurs co-axiaux RG-6 et RG-59.
- Herramienta para cables coaxiales
- Tres estaciones para desforrar cable RG-6 y RG-59
- Poncha conectores coaxiales RG-6 y RG-59.



PLIER	A OVERALL LENGTH		B JAW LENGTH		C JOINT THICKNESS		D JOINT WIDTH		E CUTTING EDGE		H HANDLE SPAN		WEIGHT	
	in	mm	in	mm	in	mm	in	mm	in	mm	in	mm	pounds	grams
919	8.50	215.90	1.31	33.27	0.47	11.94	1.52	38.61	0.56	14.22	2.40	60.96	0.52	235.87

# SPECIAL PURPOSE PLIERS



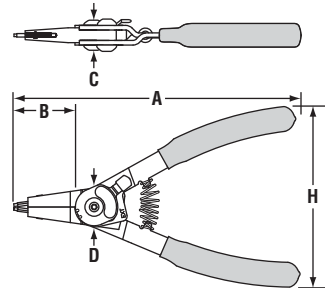
## Features

- Strips wire with no damage to conductor.
- Crimps insulated and non-insulated wire.
- Cuts AWG 10-22
- Dénude le fil sans endommager le conducteur.
- Sertit les fils isolés et non-isolés.
- Coupe les câbles AWG 10-22
- Coupe les boulons de taille 10-24, 6-32, 8-32, 10-32, 4-40
- Desforra alambres sin daño alguno al conductor.
- Poncha alambres aisladas y no aisladas.
- Corta AWG 10-22
- Corta pernos de dimensiones: 10-24, 6-32, 8-32, 10-32, 4-40

PLIER	A OVERALL LENGTH		B JAW LENGTH		C JOINT THICKNESS		D JOINT WIDTH		E CUTTING EDGE		H HANDLE SPAN		WEIGHT	
	in	mm	in	mm	in	mm	in	mm	in	mm	in	mm	pounds	grams
908	8.25	209.55	1.68	42.67	0.34	8.64	1.48	37.59	0.49	12.45	2.18	55.37	0.48	217.72

## Features

- Retaining ring pliers
- Converts from internal to external rings with simple switch of the red tab.
- 929 – External: 1 1/2" to 4", Internal: 1 1/16" to 4" Includes tips: .090, .108, .120 15° and .090, .108, .120 90°
- 927 – External: 1/4" to 2", Internal: 3/8" to 2" Includes tips: .036, .047, .070 straight and .036, .047 90°
- 926 – External: 1/8" to 1", Internal: 1/4" to 1" Includes tips: .023, .036, .047 straight and .036, .047 90°
- Pince pour anneau élastique
- Convertissable de circlips intérieur à circlips extérieur en déplaçant simplement le bouton rouge.
- 929 – Circlips extérieurs : 38.1 à 101.6 mm, intérieurs : 46.04 à 101.6 mm. Comprend les embouts suivants : 2.29, 2.74, 3.05 mm coudés à 15° et 2.29, 2.74, 3.05 mm coudés à 90°
- 927 – Circlips extérieurs : 6.35 à 50.80 mm, intérieurs : 9.53 à 50.80 mm. Comprend les embouts suivants : 0.91, 1.19, 1.78 mm droits et 0.91, 1.19 mm coudés à 90°
- 926 – Circlips extérieurs : 3.18 à 25.40 mm, intérieurs : 6.35 à 25.40 mm. Comprend les embouts suivants : 0.58, 0.91, 1.19 mm droits et 0.91, 1.19 mm coudés à 90°
- Pinza para anillo de retención
- Convierte para usarse en anillos internos o externos con un simple cambio de la lengüeta roja.
- 929: Externos: 38.1 a 101.6 mm; Internos: 46.04 a 101.6 mm. Incluye puntas de 2.29, 2.74 y 3.05 mm de 15° y 2.29, 2.74 y 3.05 mm de 90°
- 927: Externos: 6.35 a 50.80 mm; Internos: 9.53 a 50.80 mm. Incluye puntas de 0.91, 1.19 y 1.78 mm rectas y 0.91 y 1.19 mm de 90°
- 926: Externos: 3.18 a 25.40 mm; Internos: 6.35 a 25.40 mm. Incluye puntas de 0.58, 0.91 y 1.19 mm rectas y 0.91 y 1.19 mm de 90°

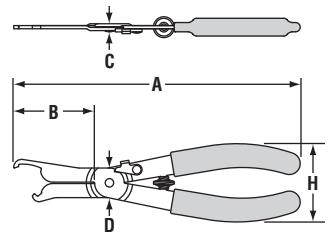


PLIER	A OVERALL LENGTH		B JAW LENGTH		C JOINT THICKNESS		D JOINT WIDTH		E CUTTING EDGE		H HANDLE SPAN		WEIGHT	
	in	mm	in	mm	in	mm	in	mm	in	mm	in	mm	pounds	grams
929	10.00	254.00	1.38	35.05	1.00	25.40	1.25	31.75	N/A	N/A	4.75	120.65	1.06	480.81
927	8.00	203.20	1.60	40.64	0.97	24.64	1.71	43.43	N/A	N/A	4.85	123.19	0.50	226.80
926	6.25	158.75	1.31	33.27	0.87	22.10	1.12	28.45	N/A	N/A	3.29	83.57	0.32	145.15

U.S. Patent No. 7,194,936 B2

## Features

- Locknut plier
- Fits most popular UL locknut sizes. (metal, PVC, plastic)
- Thin profile for confined spaces
- Pincas à contre-écrou
- Convient aux tailles d'écrou d'arrêt les plus communes (métal, PVC, plastique).
- Profil effilé pour espaces confinés
- Alicata para contratruercas
- Se ajusta a los tamaños más populares de contratruercas (metal, PVC, plástico).
- Perfil delgado para espacios estrechos



PLIER	A OVERALL LENGTH		B JAW LENGTH		C JOINT THICKNESS		D JOINT WIDTH		E CUTTING EDGE		H HANDLE SPAN		WEIGHT	
	in	mm	in	mm	in	mm	in	mm	in	mm	in	mm	pounds	grams
960	8.50	215.90	2.38	60.45	0.21	5.33	0.92	23.37	N/A	N/A	2.54	64.52	0.48	217.72

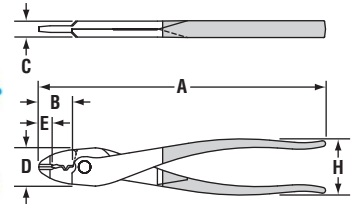
U.S. Patent No. 7,197,967





### Features

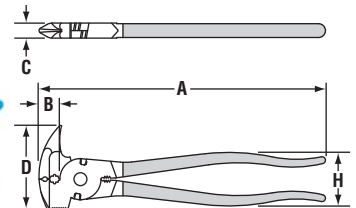
- Crimps and cuts insulated and non-insulated solderless connections and terminals.
- Cuts 10-22 AWG wire
- Serit et coupe les connexions et les bornes isolées et non-isolées sans soudure.
- Coupe des fils de calibre 10 à 22 AWG
- Poncha y corta conexiones y terminales sin soldadura ambas aisladas y no aisladas.
- Corta cables 10-22 AWG



PLIER	A OVERALL LENGTH		B JAW LENGTH		C JOINT THICKNESS		D JOINT WIDTH		E CUTTING EDGE		H HANDLE SPAN		WEIGHT	
	in	mm	in	mm	in	mm	in	mm	in	mm	in	mm	pounds	grams
909	9.50	241.30	1.16	29.46	0.48	12.19	1.32	33.53	0.43	10.92	1.89	48.01	0.94	426.38

### Features

- Fence tool
- Hammer on jaw
- Staple starter and puller
- Wire stretcher, splicer, 2 cutters
- Outil à grillage
- Mâchoire de frappe
- Permet à la fois de démarrer les crampons et de les tirer
- Tendeur de grillage, épaisseur, 2 coupe-fils
- Herramienta para cercas
- Martillo en la mordaza
- Hincador y extractor de grapas
- Estirador de alambres, empalmador, 2 cortadores

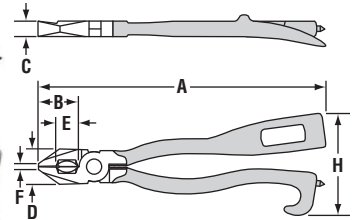


PLIER	A OVERALL LENGTH		B JAW LENGTH		C JOINT THICKNESS		D JOINT WIDTH		E CUTTING EDGE		H HANDLE SPAN		WEIGHT	
	in	mm	in	mm	in	mm	in	mm	in	mm	in	mm	pounds	grams
85	10.38	263.65	0.75	19.05	0.53	13.46	2.95	74.93	N/A	N/A	2.09	53.09	1.46	662.24

## RESCUE TOOL

### Features

- Spanner wrench tightens and loosens up to 6" hose couplings.
- Shuts off gas safety valves.
- Pries windows and doors open.
- Tool steel punch shatters safety glass.
- La clé tricoise serre et desserre les raccords des tuyaux jusqu'à 15,24 cm.
- Ferme les valves de sécurité des conduites de gaz.
- Force l'ouverture des fenêtres et des portes.
- La pointe en acier brise les vitres de sécurité.
- Llave ajustable que aprieta y afloja los acoples de mangueras de hasta 6 pulgadas.
- Cierra válvulas de seguridad de gas.
- Abre ventanas y puertas con movimiento de palanca.
- Punzón de acero en la herramienta hace añico los vidrios de seguridad.



PLIER	A OVERALL LENGTH		B JAW LENGTH		C JOINT THICKNESS		D JOINT WIDTH		E CUTTING EDGE		F NOSE WIDTH		H HANDLE SPAN		WEIGHT	
	in	mm	in	mm	in	mm	in	mm	in	mm	in	mm	in	mm	pounds	grams
88	10.46	265.68	1.49	37.85	0.56	14.22	1.11	28.19	0.78	19.81	0.22	5.59	3.72	94.49	1.62	737.09



### Features


- Ultra durable full grain leather
- Fits up to a 2 inch belt
- Made in the USA
- Cuir pleine fleur extrafort
- Convient aux ceinturons de jusqu'à 5 cm d'épaisseur
- Fabriqué aux É.-U.
- Cuero de grano completo ultra duradero
- Puede usarse en cinturones de hasta 2 pulgadas
- Hecho en EUA

NO.	DESCRIPTION
RTHL	Rescue tool holster for Plier #88 and #89

# SUPERHEROES HAVE CAPES. REGULAR HEROES HAVE THE RESCUE TOOL. THE NEW 89 RESCUE TOOL. ONLY FROM CHANNELLOCK®



WORK HARD. SWEAT BLUE.®



Narrow jaw profile fits in tight spots.



Standard battery cables are no match for its cutting power.



Hardened cutting edges shear through soft metal.




Spanner wrench tightens and loosens up to 6" hose couplings.



Shuts off gas safety valves.



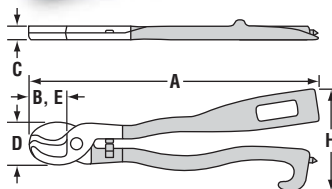
Tool steel punch shatters safety glass.



Pries windows and doors open.

Packed with functionality. So small, it'll fit in your pocket. So light, it won't slow you down. So what are you waiting for?

Check out the 89 Rescue Tool and the full line of CHANNELLOCK tools at [www.channellock.com](http://www.channellock.com).



PLIER	A OVERALL LENGTH		B JAW LENGTH		C JOINT THICKNESS		D JOINT WIDTH		E CUTTING EDGE		H HANDLE SPAN		WEIGHT	
	in	mm	in	mm	in	mm	in	mm	in	mm	in	mm	pounds	grams
89	10.99	279.15	1.43	36.32	0.53	13.46	1.62	41.15	1.43	36.32	3.87	98.30	1.59	721.21



Made in the USA since 1886

© 2009 CHANNELLOCK, Inc. Meadville, PA 16335  
800-724-3018 [www.channellock.com](http://www.channellock.com)

e-mail: [pliers@channellock.com](mailto:pliers@channellock.com)



# CODE BLUE<sup>®</sup> PLIERS



**CODE BLUE<sup>®</sup>**  
by  
**CHANNEL LOCK<sup>®</sup>**



# CODE BLUE® PLIERS



**BRING YOUR TOOLBOX UP TO CODE.**

**CODE BLUE®**  
by  
**CHANNELLOCK®**



Laser heat-treated cutting edges last longer.  
Les surfaces de coupe thermotraitées au laser durent plus longtemps.  
Los dientes y bordes de corte termotratados por láser dan mayor rendimiento.



CHANNELLOCK® uses high carbon C1080 steel for superior performance on the job, and an electronic coating for ultimate rust prevention.

CHANNELLOCK® utilise un acier C1080 à haute teneur en carbone de performances supérieures, à poli électrolytique pour une protection parfaite contre la rouille.

CHANNELLOCK® usa acero al alto carbono C1080 para lograr el mejor rendimiento en el trabajo y capa depositada electrónicamente para la máxima prevención de la oxidación.

Only CHANNELLOCK® uses a knife and anvil style cutting edge to ensure perfect mating and superior cutting edge life.

Seul CHANNELLOCK® utilise un rebord de coupe de type couteau sur enclume, afin d'assurer un parfait alignement et une durabilité supérieure des tranchants.

Sólo CHANNELLOCK® utiliza filos estilo cuchillo de corte "punto y plano" que aseguran el alineamiento perfecto y una mayor duración

CHANNELLOCK BLUE® and red grips are designed for durability and comfort.

Les poignées rouges et bleues CHANNELLOCK BLUE® sont spécialement conçues pour offrir durabilité et confort.

Las empuñaduras azules CHANNELLOCK BLUE® y rojas están diseñadas para que duren y para la comodidad de las manos.



<b>L</b> = Linemen's pliers
<b>N</b> = Needle nose/nippers
<b>T</b> = Tongue and groove
<b>M</b> = Multipurpose/crimping tool
<b>D</b> = Diagonal cutting plier

Note: CHANNELLOCK BLUE® and red grips are trademarks of CHANNELLOCK® and are only for comfort. They are NOT recommended or warranted for dielectric properties.

Remarque : Les poignées rouges et bleues CHANNELLOCK BLUE® sont des marques déposées de CHANNELLOCK® et ne sont que des accessoires de confort. Elles ne sont PAS conseillées ou garanties pour leurs qualités diélectriques.

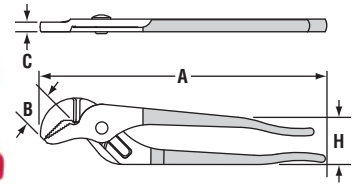

Nota: Las empuñaduras azules CHANNELLOCK BLUE® y rojas son marcas registradas de CHANNELLOCK® y son sólo para la comodidad de las manos. Estas empuñaduras NO ESTÁN recomendadas ni garantizadas para propiedades dieléctricas.

Channellock's designation on Code Blue® grips makes it easy to identify each tool in a professional's tool belt.

Le système d'identification des poignées Code Blue® de Channellock facilite la localisation des outils dans la ceinture.

La inicial de Channellock en las empuñaduras CodeBlue® facilita la identificación de cada pieza en el cinturón de herramientas de un profesional.





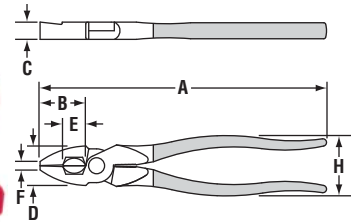
### Features

- Tongue and groove
- 421CB – SAFE-T-STOP®
- Multiprise
- 421CB – Sûreté SAFE-T-STOP®
- Pinza de extensión
- 421CB – SAFE-T-STOP®

PLIER	A OVERALL LENGTH		B JAW LENGTH		C JOINT THICKNESS		H HANDLE SPAN		WEIGHT		NUMBER OF ADJUSTMENTS	JAW CAPACITY	
	in	mm	in	mm	in	mm	in	mm	pounds	grams		in	mm
430CB	10.50	266.70	1.38	35.05	0.44	11.18	2.25	57.15	1.18	535.24	7	2.00	50.80
420CB	9.38	238.25	1.12	28.45	0.47	11.94	1.75	44.45	0.87	394.63	5	1.50	38.10
421CB	9.38	238.25	1.12	28.45	0.47	11.94	1.75	44.45	0.82	371.95	5	1.50	38.10

### Features

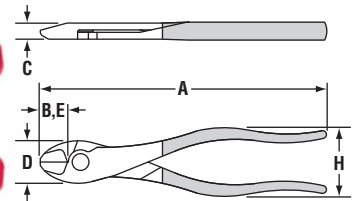
- High leverage
- Round nose
- Cuts ACSR
- 369CRFTCB – Crimps insulated and non-insulated terminals
- 369CRFTCB – Strips 12 AWG wire
- 369CRFTCB – 12 AWG wire looper
- 369CRFTCB – Fishtape puller
- Grande force de levier
- Bec arrondi
- Coupe l'alu-acier
- 369CRFTCB – Sertit les bornes isolées et non-isolées
- 369CRFTCB – Dénude-fil, calibre 12 AWG
- 369CRFTCB – Recourbe-fil électrique 12 AWG
- 369CRFTCB – Extracteur de ruban de tirage
- Alta palanca
- Punta redonda
- Corta ACSR
- 369CRFTCB – Poncha terminales aisladas y no aisladas
- 369CRFTCB – Desforra alambres 12 AWG
- 369CRFTCB – Engazador de alambre 12 AWG
- 369CRFTCB – Extractor de alambre guía



PLIER	A OVERALL LENGTH		B JAW LENGTH		C JOINT THICKNESS		D JOINT WIDTH		E CUTTING EDGE		F NOSE WIDTH		H HANDLE SPAN		WEIGHT	
	in	mm	in	mm	in	mm	in	mm	in	mm	in	mm	in	mm	pounds	grams
369CB	10.00	254.00	1.54	39.12	0.55	13.97	1.32	33.53	0.73	18.54	0.28	7.11	2.13	54.10	1.08	489.88
369CRFTCB	10.00	254.00	1.54	39.12	0.55	13.97	1.32	33.53	0.73	18.54	0.29	7.37	2.13	54.10	1.08	489.88

### Features

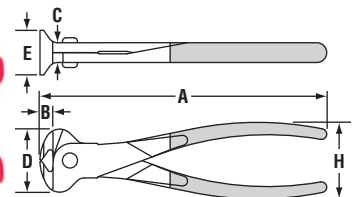
- High leverage
- Lap joint diagonal cutting plier
- Grande force de levier
- Pincas coupantes obliques à charnière à emboîtement
- Alta palanca
- Alicata de corte diagonal de unión superpuesta



PLIER	A OVERALL LENGTH		B JAW LENGTH		C JOINT THICKNESS		D JOINT WIDTH		E CUTTING EDGE		H HANDLE SPAN		WEIGHT	
	in	mm	in	mm	in	mm	in	mm	in	mm	in	mm	pounds	grams
338CB	8.25	209.55	0.79	20.07	0.43	10.92	1.18	29.97	0.79	20.07	2.25	57.15	0.66	299.37

### Features

- End cutting plier
- Pincas coupantes en bout
- Alicata de corte frontal



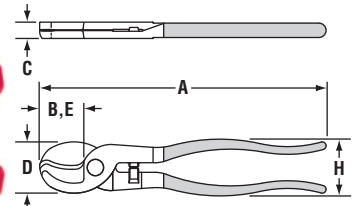
PLIER	A OVERALL LENGTH		B JAW LENGTH		C JOINT THICKNESS		D JOINT WIDTH		E CUTTING EDGE		H HANDLE SPAN		WEIGHT	
	in	mm	in	mm	in	mm	in	mm	in	mm	in	mm	pounds	grams
358CB	8.50	215.90	0.35	8.89	0.49	12.45	1.63	41.40	1.18	29.97	2.25	57.15	0.79	358.34

# CODE BLUE® PLIERS



## Features

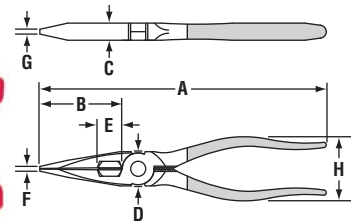
- Cable cutter
- Not for steel or ACSR
- Coupe-câble
- Ne coupe pas l'acier ou l'alu-acier
- Cortador de cables
- No para ACSR



PLIER	A OVERALL LENGTH		B JAW LENGTH		C JOINT THICKNESS		D JOINT WIDTH		E CUTTING EDGE		H HANDLE SPAN		WEIGHT	
	in	mm	in	mm	in	mm	in	mm	in	mm	in	mm	pounds	grams
911CB	9.38	238.25	1.40	35.56	0.51	12.95	1.61	40.89	1.40	35.56	2.00	50.80	0.90	408.23

## Features

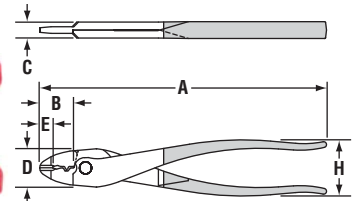
- Heavy duty long nose with cutter
- Useful crushing area
- Bec long renforcé avec coupe-fil
- Zone d'écrasement utile
- Punta larga de uso industrial con corte
- Zona de compresión útil



PLIER	A OVERALL LENGTH		B JAW LENGTH		C JOINT THICKNESS		D JOINT WIDTH		E CUTTING EDGE		F NOSE WIDTH		G NOSE THICKNESS		H HANDLE SPAN		WEIGHT	
	in	mm	in	mm	in	mm	in	mm	in	mm	in	mm	in	mm	in	mm	pounds	grams
318CB	8.38	212.85	2.30	58.42	0.50	12.70	1.00	25.40	0.63	16.00	0.16	4.06	0.11	2.79	2.13	54.10	0.59	267.62

## Features

- Crimps and cuts insulated and non-insulated solderless connections and terminals.
- Cuts 10-22 AWG wire
- Sertit et coupe les connexions et les bornes isolées et non-isolées sans soudure.
- Coupe des fils de calibre 10 à 22 AWG
- Poncha y corta conexiones y terminales sin soldadura ambas aisladas y no aisladas.
- Corta cables 10-22 AWG



PLIER	A OVERALL LENGTH		B JAW LENGTH		C JOINT THICKNESS		D JOINT WIDTH		E CUTTING EDGE		H HANDLE SPAN		WEIGHT	
	in	mm	in	mm	in	mm	in	mm	in	mm	in	mm	pounds	grams
909CB	9.38	238.25	1.16	29.46	0.48	12.19	1.32	33.53	0.43	10.92	2.13	54.10	0.94	426.38







# ADJUSTABLE WRENCHES

**CHANNEL LOCK**<sup>®</sup>

# ADJUSTABLE WRENCHES



Longer jaws grip better avoiding slippage or nut round off.

Les mâchoires extra-longues saisissent mieux la pièce, avec un moindre risque de déraper ou d'arrondir l'écrou.

Mordazas más largas para un mejor agarre, evitan que se zafe ó barran las tuercas.

Greater jaw capacity supports larger nuts and bolts.


L'angle d'ouverture est plus large et convient donc aussi aux écrous et aux boulons de plus grand diamètre.

Mayor capacidad de mordaza soporta tuercas y pernos más grandes.

Thinner jaws for greater access in tight spaces.

Des mâchoires plus minces, plus faciles à insérer dans les espaces étroits.

Mordazas más delgadas para mayor acceso a espacios estrechos.



Precise jaw design grips tight the first time, every time.

Profil de précision des mâchoires, pour une meilleure fiabilité.

Diseño de mordaza preciso que sujeta siempre desde el primer ajuste.

4 thread knurl & non-protruding jaws provide greater capacity; minimal head width improves performance in confined spaces.

Capacité supérieure grâce à une molette à 4 filets et des mâchoires non protubérantes ; largeur de tête minimisée afin d'améliorer les performances dans les espaces confinés.

Mordazas que se ajustan con un tornillo sinfin de manera fácil; El ancho mínimo de la cabeza permite acceso en espacios estrechos.

## WideAzz



### 8WCB

- Same capacity as a 12" wrench
- Même capacité qu'une clé de 12 po
- La misma capacidad de una llave de 12 pulgadas



### 6WCB

- Same capacity as a 10" wrench
- Même capacité qu'une clé de 10 po
- La misma capacidad de una llave de 10 pulgadas



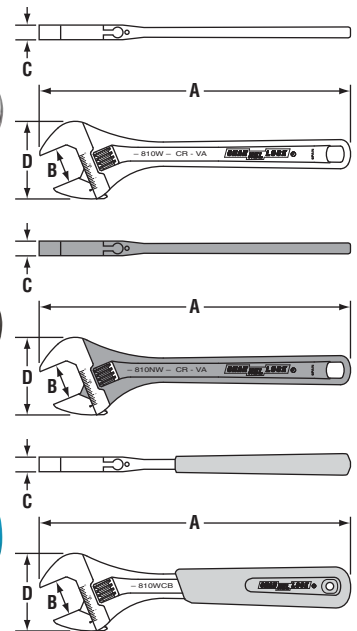
Chrome vanadium = W



Black phosphate = NW



Code Blue® = WCB



NO.	A OVERALL LENGTH		B JAW CAPACITY		C JOINT THICKNESS		D JOINT WIDTH		WEIGHT	
	in	mm	in	mm	in	mm	in	mm	pounds	grams
6WCB	6.00	152.40	1.34	34.00	0.50	12.70	2.65	67.31	0.46	208.65
8WCB	8.00	203.20	1.50	38.10	0.50	12.70	2.86	72.64	0.68	308.44
804, 804N	4.50	114.30	0.51	12.95	0.33	8.38	1.30	33.02	0.11	49.90
806W, 806NW, 806WCB	6.25	158.75	0.938	23.80	0.41	10.41	1.97	50.04	0.29	131.54
808W, 808NW, 808WCB	8.00	203.20	1.18	30.00	0.53	13.46	2.50	63.50	0.59	267.62
810W, 810NW, 810WCB	10.00	254.00	1.375	34.90	0.60	15.24	2.83	71.88	1.44	653.17
812W, 812NW, 812WCB	12.00	304.80	1.50	38.10	0.74	18.80	3.42	86.87	1.56	707.60
815, 815N	15.00	381.00	1.69	42.93	0.98	24.89	4.06	103.12	2.93	1329.03
818, 818N	18.00	457.20	2.13	54.10	1.13	28.70	4.49	114.05	4.88	2213.53
824	24.00	609.60	2.44	61.98	1.29	32.77	5.61	142.49	8.26	3746.67

Note: Adjustable wrenches are manufactured in Spain to the highest quality standards for CHANNELLOCK, INC.

Remarque : les clés à molette sont fabriquées en Espagne pour le compte de CHANNELLOCK, INC., selon les normes de qualité les plus exigeantes.

Nota: Las llaves ajustables se fabrican en España cumpliendo con las normas de calidad más altas para CHANNELLOCK, INC.



# SCREWDRIVERS

# NUTDRIVERS



**CHANNEL LOCK**

# SCREWDRIVERS / NUTDRIVERS

**CODE BLUE®**

## NEW AND IMPROVED SCREWDRIVERS AND NUTDRIVERS...




High torque, 3-sided Code Blue® grips

Poignées 3 pans Code Blue® pour couple élevé  
Mangos de tres lados Code Blue® de alta torsión

Screwdrivers with Go-Thru steel blades for added strength

Tournevis avec lame en acier enfoncée sur toute la longueur pour la force supplémentaire  
Destornilladores con hojas de acero que traspasan la llave para la fuerza agregada



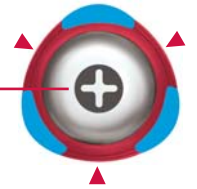
Screwdrivers with magnetic tips  
Tournevis avec embouts aimantés  
Destornilladores con puntas magnéticas

Nutdrivers with full hollow shafts

Tournevis à douille avec tiges entièrement creuses  
Desarmadores de caja con ejes plenamente huecos

Laser etched steel caps for easy identification

Capuchons gravés au laser pour une meilleure identification  
Casquillos de acero grabados a láser para fácil identificación



### ⊖ SLOTTED SCREWDRIVERS



NO.	DIAMETER		BLADE LENGTH		OVERALL LENGTH	
	in	mm	in	mm	in	mm
S141CB	1/4	6.35	1.50	38.10	4.00	101.60
S144CB	1/4	6.35	4.00	101.60	8.50	215.90
S146CB	1/4	6.35	6.00	152.40	10.50	266.70
S364CB	3/16	4.76	4.00	101.60	8.25	209.55
S366CB	3/16	4.76	6.00	152.40	10.25	260.35
S368CB	3/16	4.76	8.00	203.20	12.25	311.15
S388CB	3/8	9.53	8.00	203.20	13.00	330.20

### 6 'n 1 SCREWDRIVER



NO.	FOR USE WITH	TIP #1	TIP #2
61CB	Slotted screws	3/16 ⊖	1/4 ⊖
	Phillips screws	#1 ⊕	#2 ⊕
	Nutdriver	5/16 ●	1/4 ●

### 2 'n 1 SCREWDRIVER



NO.	FOR USE WITH	TIP
CJ21CB 25/jar	Slotted screws	5/32 ⊖
	Phillips screws	#1 ⊕

### ⊕ PHILLIPS SCREWDRIVERS



NO.	DIAMETER		BLADE LENGTH		OVERALL LENGTH	
	in	mm	in	mm	in	mm
P104CB NO. 1+	3/16	4.76	4.00	101.60	8.25	209.55
P201CB NO. 2+	1/4	6.35	1.50	38.10	4.00	101.60
P204CB NO. 2+	1/4	6.35	4.00	101.60	8.75	222.25
P206CB NO. 2+	1/4	6.35	6.00	152.40	10.75	273.05
P306CB NO. 3+	3/8	9.53	6.00	152.40	11.00	279.40

### ● NUTDRIVERS



NO.	SIZE		BLADE LENGTH		OVERALL LENGTH	
	in	mm	in	mm	in	mm
N132CB	11/32	8.73	3.00	76.20	7.50	190.50
N120CB	1/2	12.70	3.00	76.20	7.50	190.50
N140CB	1/4	6.35	3.00	76.20	7.50	190.50
N316CB	3/16	4.76	3.00	76.20	7.50	190.50
N380CB	3/8	9.53	3.00	76.20	7.50	190.50
N516CB	5/16	7.94	3.00	76.20	7.50	190.50
N716CB	7/16	11.11	3.00	76.20	7.50	190.50

### BOTTLE OPENER



NO.	OVERALL LENGTH	
	in	mm
BOCB	6.25	158.75



When using this product, always wear Eye Protection that meets A.N.S.I. Z87.1 requirements.

N'utilisez jamais ce produit sans porter une protection oculaire conforme aux exigences de la norme ANSI Z87.1.

Cuando utilice este producto, siempre protéjase los ojos con equipos que cumplan con los requisitos de A.N.S.I. Z87.1.

Made to A.N.S.I. standards in China.

Fait en Chine selon les normes A.N.S.I.

Hecho en China según los estándares A.N.S.I.



# MERCHANDISERS GIFT SETS



**CHAN NEL LOCK**

# MERCHANDISERS / GIFT SETS



## GS-1

Set includes:  
426 – 6.5" tongue and groove plier  
420° – 9.5" tongue and groove plier

Comprend :  
426 – pince multiprise de 165.10 mm  
420° – pince multiprise de 241.30 mm  
El juego incluye:  
426 – pinza de extensión de 165.10 mm  
420° – pinza de extensión de 241.30 mm



## GS-2

Set includes:  
337 – 7" cutting plier  
420° – 9.5" tongue and groove plier

Comprend :  
337 – pinces coupantes de 177.80 mm  
420° – pince multiprise de 241.30 mm  
El juego incluye:  
337 – alicata de corte de 177.80 mm  
420° – pinza de extensión de 241.30 mm



## GS-3

Set includes:  
426 – 6.5" tongue and groove plier  
420° – 9.5" tongue and groove plier  
440° – 12" tongue and groove plier

Comprend :  
426 – pince multiprise de 165.10 mm  
420° – pince multiprise de 241.30 mm  
440° – pince multiprise de 304.80 mm  
El juego incluye:  
426 – pinza de extensión de 165.10 mm  
420° – pinza de extensión de 241.30 mm  
440° – pinza de extensión de 304.80 mm



## GS-6

Set includes:  
337 – 7" cutting plier  
317 – 8" long nose plier  
430° – 10" tongue and groove plier

Comprend :  
337 – pinces coupantes de 177.80 mm  
317 – pinces à long bec de 203.20 mm  
430° – pince multiprise de 254.00 mm  
El juego incluye:  
337 – alicata de corte de 177.80 mm  
317 – alicata de punta larga de 203.20 mm  
430° – pinza de extensión de 254.00 mm



## AS-1

Set includes:  
447 – 7.75" cutting plier  
410 – 9.5" Nutbuster™ tongue and groove plier

Comprend :  
447 – pinces coupantes de 196.85 mm  
410 – pince multiprise Nutbuster™ de 241.30 mm  
El juego incluye:  
447 – alicata de corte de 196.85 mm  
410 – pinza de extensión Nutbuster™ de 241.30 mm



## TG-1

Set includes:  
420° – 9.5" tongue and groove plier  
440° – 12" tongue and groove plier

Comprend :  
420° – pince multiprise de 241.30 mm  
440° – pince multiprise de 304.80 mm  
El juego incluye:  
420° – pinza de extensión de 241.30 mm  
440° – pinza de extensión de 304.80 mm



## MS-2A

Set includes:  
337 – 7" cutting plier  
420° – 9.5" tongue and groove plier

Comprend :  
337 – pinces coupantes de 177.80 mm  
420° – pince multiprise de 241.30 mm  
El juego incluye:  
337 – alicata de corte de 177.80 mm  
420° – pinza de extensión de 241.30 mm



## OF-1

Set includes:  
212 – 12" oil filter plier  
215 – 15.5" oil filter plier

Comprend :  
212 – pinces à filtre à huile de 304.80 mm  
215 – pinces à filtre à huile de 393.70 mm  
El juego incluye:  
212 – pinza para filtro de aceite de 304.80 mm  
215 – pinza para filtro de aceite de 393.70 mm



# CHANNEL LOCK

WORK HARD. SWEAT BLUE.®



## GLS-1

Set includes:

- GL10 – 9.5" Griplock® tongue and groove plier
- GL12 – 12.5" Griplock® tongue and groove plier

Comprend :

- GL10 – pince multiprise Griplock® de 241.30 mm
- GL12 – pince multiprise Griplock® de 317.50 mm

El juego incluye:

- GL10 – pinza de extensión Griplock® de 241.30 mm
- GL12 – pinza de extensión Griplock® de 317.50 mm



## GLS-2

Set includes:

- GL6 – 6.5" Griplock® tongue and groove plier
- GL10 – 9.5" Griplock® tongue and groove plier

Comprend :

- GL6 – pince multiprise Griplock® de 165.10 mm
- GL10 – pince multiprise Griplock® de 241.30 mm

El juego incluye:

- GL6 – pinza de extensión Griplock® de 165.10 mm
- GL10 – pinza de extensión Griplock® de 241.30 mm



## GLS-3

Set includes:

- GL6 – 6.5" Griplock® tongue and groove plier
- GL10 – 9.5" Griplock® tongue and groove plier
- GL12 – 12.5" Griplock® tongue and groove plier

Comprend :

- GL6 – pince multiprise Griplock® de 165.10 mm
- GL10 – pince multiprise Griplock® de 241.30 mm
- GL12 – pince multiprise Griplock® de 317.50 mm

El juego incluye:

- GL6 – pinza de extensión Griplock® de 165.10 mm
- GL10 – pinza de extensión Griplock® de 241.30 mm
- GL12 – pinza de extensión Griplock® de 317.50 mm



## GS-3T

Set includes:

- 426 – 6.5" tongue and groove plier
- 420® – 9.5" tongue and groove plier
- 440® – 12" tongue and groove plier
- 16" tape

Comprend :

- 426 – pince multiprise de 165.10 mm
- 420® – pince multiprise de 241.30 mm
- 440® – pince multiprise de 304.80 mm
- Mètre de 4.8 m

El juego incluye:

- 426 – pinza de extensión de 165.10 mm
- 420® – pinza de extensión de 241.30 mm
- 440® – pinza de extensión de 304.80 mm
- Cinta métrica de 4.8 m



## GS-3S

Set includes:

- 426 – 6.5" tongue and groove plier
- 420® – 9.5" tongue and groove plier
- 440® – 12" tongue and groove plier
- 61CB – 6" n 1 screwdriver

Comprend :

- 426 – pince multiprise de 165.10 mm
- 420® – pince multiprise de 241.30 mm
- 440® – pince multiprise de 304.80 mm
- 61CB – tournevis 6 en 1

El juego incluye:

- 426 – pinza de extensión de 165.10 mm
- 420® – pinza de extensión de 241.30 mm
- 440® – pinza de extensión de 304.80 mm
- 61CB – destornillador 6 en 1



## GS-10

Set includes:

- 369 – 9.5" linemen's plier
- 430® – 10" tongue and groove plier

Comprend :

- 369 – pinces de lignard de 241.30 mm
- 430® – pince multiprise de 254.00 mm

El juego incluye:

- 369 – alicata electricista de 241.30 mm
- 430® – pinza de extensión de 254.00 mm



## WS-2

Set includes:

- 806W – 6.25" adjustable wrench
- 810W – 10" adjustable wrench

Comprend :

- 806W – clé à molette de 158.75 mm
- 810W – clé à molette de 254.00 mm

El juego incluye:

- 806W – llave ajustable de 158.75 mm
- 810W – llave ajustable de 254.00 mm



## WS-2CB

Set includes:

- 806WCB – 6.25" Code Blue® adjustable wrench
- 810WCB – 10" Code Blue® adjustable wrench

Comprend :

- 806WCB – clé à molette Code Blue® de 158.75 mm
- 810WCB – clé à molette Code Blue® de 254.00 mm

El juego incluye:

- 806WCB – llave ajustable Code Blue® de 158.75 mm
- 810WCB – llave ajustable Code Blue® de 254.00 mm

# MERCHANDISERS / GIFT SETS



## PC-1

Pro's Choice

Set includes: 424, 426, 440<sup>®</sup>, 460 tongue and groove pliers packaged in a foam tray.

Pro's Choice

Kit comprenant : pinces multigrises 424, 426, 440<sup>®</sup> et 460 dans un plateau en mousse.

Pro's Choice

El juego incluye: pinzas de extensión 424, 426, 440<sup>®</sup> y 460 empaquetadas en una bandeja de espuma.



## PC-2

Pro's Choice II

Set includes: 420<sup>®</sup>, 337, 317, 548 packaged in a foam tray.

Pro's Choice II

Kit comprenant : pinces 420<sup>®</sup>, 337, 317 et 548 dans un plateau en mousse.

Pro's Choice II

El juego incluye: 420<sup>®</sup>, 337, 317 y 548 empaquetadas en una bandeja de espuma.



## SD-7CB

Set includes:

S144CB, S146CB, S364CB, S388CB, P104CB, P204CB, P306CB Code Blue<sup>®</sup> screwdrivers

Comprend :

Tournevis Code Blue<sup>®</sup> S144CB, S146CB, S364CB, S388CB, P104CB, P204CB et P306CB

El juego incluye:

Destornilladores/desarmadores Code Blue<sup>®</sup> S144CB, S146CB, S364CB, S388CB, P104CB, P204CB y P306CB



## ND-7CB

Set includes:

N132CB, N120CB, N140CB, N316CB, N380CB, N516CB, N716CB Code Blue<sup>®</sup> nutdrivers

Comprend :

Tournevis à douille Code Blue<sup>®</sup> N132CB, N120CB, N140CB, N316CB, N380CB, N516CB et N716CB

El juego incluye:

Desarmadores de caja Code Blue<sup>®</sup> N132CB, N120CB, N140CB, N316CB, N380CB, N516CB y N716CB

## MD-7CB

Set includes:

5 mm, 6 mm, 7 mm, 8 mm, 9 mm, 10 mm, 11 mm Code Blue<sup>®</sup> nutdrivers

Comprend :

Tournevis à douille Code Blue<sup>®</sup> de 5 mm, 6 mm, 7 mm, 8 mm, 9 mm, 10 mm et 11 mm

El juego incluye:

Desarmadores de caja Code Blue<sup>®</sup> de 5 mm, 6 mm, 7 mm, 8 mm, 9 mm, 10 mm y 11 mm



## RT-3

Set includes:

926 – 6.25" retaining ring plier

927 – 8" retaining ring plier

929 – 10" retaining ring plier

Comprend :

926 – pince pour anneau élastique de 158.75 mm

927 – pince pour anneau élastique de 203.20 mm

929 – pince pour anneau élastique de 254.00 mm

El juego incluye:

926 – pinza para anillo de retención de 158.75 mm

927 – pinza para anillo de retención de 203.20 mm

929 – pinza para anillo de retención de 254.00 mm



# CHANNEL LOCK

WORK HARD. SWEAT BLUE.®



## MINI DISPLAY

Holds four (4) 5-pack large gift sets in attractive floor display.

Présente quatre grands kits-cadeaux de 5 pièces de façon agréable à l'œil.

Contiene cuatro (4) juegos de regalo grandes de 5 paquetes en exhibidor para el piso.



## 5-PACK COUNTER DISPLAY

5-pack gift set merchandiser makes an attractive counter display.

Ce présentoir de comptoir pour 5 kits-cadeaux est un outil de vente attrayant.

Exhibidor con 5 juegos de regalo hace atractivo al despacho.



⊖ ⊕  
5/32" #1

## CJ21CB

2 'n 1 Code Blue® screwdriver in candy jar display, 25 per jar

Tournevis Code Blue® « 2 en 1 » dans un grand bocal de comptoir, 25 tournevis par bocal  
Destornillador 2 en 1 Code Blue® en despliegue de tarro para caramelos, 25 por tarro



## CD61CB

6 'n 1 Code Blue® screwdriver counter merchandiser, 12 per package

Présentoir de comptoir 6 en 1 pour tournevis Code Blue®, 12 par paquet  
Exhibidor de despacho para destornilladores Code Blue® 6 en 1 con 12 juegos por paquete



## COUNTER DISPLAYS

10 tools per display. (Shown: CD-420)  
Displays available: CD-440, CD-430, CD-420, CD-GL10, CD-337, CD-526, CD-85

10 outils par présentoir (présentoir illustré : CD-420)

Présentoirs disponibles : CD-440, CD-430, CD-420, CD-GL10, CD-337, CD-526 et CD-85

10 herramientas por exhibidor. (Se ilustra el CD-420)

Exhibidores disponibles: CD-440, CD-430, CD-420, CD-GL10, CD-337, CD-526 y CD-85

# MERCHANDISERS / GIFT SETS



## GP-7

Tool roll includes: 420° tongue and groove plier, 61CB Code Blue® screwdriver, 806W adjustable wrench, 426 tongue and groove plier, 436 diagonal cutter, 326 long nose plier

Cette poche à outils comprend : pince multiprise 420°, tournevis Code Blue® 61CB, clé à molette 806W, pince multiprise 426, pinces coupantes obliques 436, pinces à long bec 326

Estuche de herramientas incluye: pinza de extensión 420°, destornillador Code Blue® 61CB, llave ajustable 806W, pinza de extensión 426, cortador diagonal 436, alicata de punta larga 326



## TOOL ROLL NO. 1

Tool roll includes: 420° tongue and groove plier, 909 crimping and cutting tool, 447 diagonal cutter, 317 long nose plier, 526 slip joint plier

Cette poche à outils comprend : pince multiprise 420°, outil de coupe et de sertissage électrique 909, pinces coupantes obliques 447, pinces à long bec 317 et pinces à charnière coulissante 526

Estuche de herramientas incluye: pinza de extensión 420°, herramienta de ponche y corte 909, cortador diagonal 447, alicata de punta larga 317, alicata de unión móvil 526



## TOOL ROLL NO. 2

Tool roll includes: 420° tongue and groove plier, 909 crimping and cutting tool, 447 diagonal cutter, 317 long nose plier, 426 tongue and groove plier

Cette poche à outils comprend : pince multiprise 420°, outil de coupe et de sertissage électrique 909, pinces coupantes obliques 447, pinces à long bec 317 et pince multiprise 426

Estuche de herramientas incluye: pinza de extensión 420°, herramienta de ponche y corte 909, cortador diagonal 447, alicata de punta larga 317, pinza de extensión 426



## TOOL ROLL NO. 3

Tool roll includes: 430° tongue and groove plier, 420° tongue and groove plier, 337 cutting plier, 3017 long nose plier, 526 slip joint plier

Cette poche à outils comprend : pince multiprise 430°, pince multiprise 420°, pinces coupantes 337, pinces à long bec 3017 et pinces à charnière coulissante 526

Estuche de herramientas incluye: pinza de extensión 430°, pinza de extensión 420°, alicata de corte 337, alicata de punta larga 3017, pinza de unión móvil 526



## TOOL ROLL NO. 4

Tool roll includes: 430° tongue and groove plier, 420° tongue and groove plier, 337 cutting plier, 3017 long nose plier, 61CB Code Blue® screwdriver

Cette poche à outils comprend : pince multiprise 430°, pince multiprise 420°, pinces coupantes 337, pinces à long bec 3017, tournevis Code Blue® 61CB

Estuche de herramientas incluye: pinza de extensión 430°, pinza de extensión 420°, alicata de corte 337, alicata de punta larga 3017, destornillador Code Blue® 61CB





**WORK HARD. SWEAT BLUE.®**



**TOOL ROLL NO. 8**

Tool roll includes: 317 long nose plier, 337 cutting plier, 426 tongue and groove plier, 8WCB Code Blue® adjustable wrench, 420° tongue and groove plier, 369 linemen's plier, 357 end cutting plier/nipper, 440° tongue and groove plier

Cette poche à outils comprend : pinces à long bec 317, pinces coupantes 337, pince multiprise 426, clé à molette Code Blue® 8WCB, pince multiprise 420°, pinces de lignard 369, pinces coupantes/cisailles en bout 357 et pince multiprise 440°

Estuche de herramientas incluye: alicata de punta larga 317, alicata de corte 337, pinza de extensión 426, llave ajustable Code Blue® 8WCB, pinza de extensión 420°, alicata electricista 369, alicante/tenaza de corte frontal 357, pinza de extensión 440°



**CBR-5**

5 piece Code Blue® tool roll includes: 430CB, 369CB, 8WCB, 338CB, 318CB

Cette poche à outils Code Blue® de 5 pièces comprend : 430CB, 369CB, 8WCB, 338CB, 318CB

Estuche de herramientas Code Blue® de 5 piezas incluye: 430CB, 369CB, 8WCB, 338CB, 318CB

**CBR-5A**

5 piece Code Blue® tool roll includes: 430CB, 369CRFTCB, 8WCB, 338CB, 318CB

Cette poche à outils Code Blue® de 5 pièces comprend : 430CB, 369CRFTCB, 8WCB, 338CB, 318CB

Estuche de herramientas Code Blue® de 5 piezas incluye: 430CB, 369CRFTCB, 8WCB, 338CB, 318CB



**CBR-8**

8 piece Code Blue® tool roll includes: 430CB, 420CB, 369CB, 911CB, 909CB, 358CB, 318CB, 338CB

Cette poche à outils Code Blue® de 8 pièces comprend : 430CB, 420CB, 369CB, 911CB, 909CB, 358CB, 318CB et 338CB

Estuche de herramientas Code Blue® de 8 piezas incluye: 430CB, 420CB, 369CB, 911CB, 909CB, 358CB, 318CB y 338CB



**CBR-8A**

8 piece Code Blue® tool roll includes: 430CB, 420CB, 369CRFTCB, 318CB, 358CB, 338CB, 8WCB, 61CB

Cette poche à outils Code Blue® de 8 pièces comprend : 430CB, 420CB, 369CRFTCB, 318CB, 358CB, 338CB, 8WCB et 61CB

Estuche de herramientas Code Blue® de 8 piezas incluye: 430CB, 420CB, 369CRFTCB, 318CB, 358CB, 338CB, 8WCB y 61CB

# MERCHANDISERS / GIFT SETS



**PROFITTURN CENTER®**



23.5" x 32"

**PTD-1**

ITEM	QTY.
460	2
420°	5
426	5
430°	5
440°	5
317	5
337	5
526	5
8WCB	5
61CB	5
<b>TOTAL</b>	<b>47</b>



16.5" x 32"

**PTD-2**

ITEM	QTY.
460	2
420°	5
426	5
430°	5
440°	5
<b>TOTAL</b>	<b>22</b>



8" x 32"

**PTD-3**

ITEM	QTY.
806W	5
808W	5
810W	5
812W	5
<b>TOTAL</b>	<b>20</b>



23.5" x 32"

**PTD-SD1**

ITEM	QTY.	ITEM	QTY.
S141CB	3	P201CB	3
S144CB	3	P204CB	3
S146CB	3	P206CB	3
S364CB	3	P306CB	3
S366CB	3	61CB	3
S368CB	3	BOCB	3
S388CB	3	SD-7CB	3
P104CB	3	<b>TOTAL</b>	<b>45</b>



16.5" x 32"

**PTD-ND1**


ITEM	QTY.
N132CB	3
N120CB	3
N140CB	3
N316CB	3
N380CB	3
N516CB	3
N716CB	3
ND-7CB	3
<b>TOTAL</b>	<b>24</b>



16.5" x 32"

**PTD-CB1**

ITEM	QTY.
430CB	3
369CB	3
318CB	3
338CB	3
420CB	3
911CB	3
909CB	3
358CB	3
<b>TOTAL</b>	<b>24</b>



8" x 32"

**PTD-CB2**

ITEM	QTY.
430CB	3
369CB	3
318CB	3
338CB	3
<b>TOTAL</b>	<b>12</b>



8" x 32"

**PTD-3CB**

ITEM	QTY.
806WCB	5
808WCB	5
810WCB	5
812WCB	5
<b>TOTAL</b>	<b>20</b>



# CHANNEL LOCK

WORK HARD. SWEAT BLUE.®

## MERCHANDISERS / GIFT SETS



### PROFITTURN CENTER®



#### PTD-4

ITEM	QTY.
460	1
420°	3
426	3
430°	3
440°	3
317	3
337	3
526	3
806W	3
808W	3
810W	3
812W	1
<b>TOTAL</b>	<b>32</b>

23.5" x 32"



#### PTD-12

ITEM	QTY.
460	1
420°	3
426	3
430°	3
440°	3
317	3
337	3
526	3
806WCB	3
808WCB	3
810WCB	3
812WCB	1
<b>TOTAL</b>	<b>32</b>

23.5" x 32"



#### PTD-PLMBG

ITEM	QTY.
460	1
420°	3
426	3
430°	3
440°	3
442	3
415	3
317	3
337	3
908	3
8WCB	3
61CB	5
<b>TOTAL</b>	<b>36</b>

23.5" x 32"



#### PTD-AUTO

ITEM	QTY.
460	1
420°	3
426	3
430°	3
440°	3
447	3
317	3
337	3
909	3
212	3
215	2
8WCB	3
<b>TOTAL</b>	<b>33</b>

23.5" x 32"



#### PTD-ELEC

ITEM	QTY.
460	1
420°	3
426	3
430°	3
440°	3
369CRFT™	3
318	3
338	3
909	3
911	3
960	3
8WCB	3
<b>TOTAL</b>	<b>34</b>

23.5" x 32"

## DOMESTIC SALES REPRESENTATIVES

*California, Nevada, Arizona, Hawaii, New Mexico*

**J.J. BROWN COMPANY**  
3675 E. Huntington Dr. #220  
Pasadena, California 91107  
626-395-7798  
Fax 626-395-7875  
e-mail: jjbco@pacbell.net

*North Carolina, South Carolina, Georgia,  
Alabama, Tennessee, Mississippi*

**UNITED RETAIL SERVICE**  
1690 Roberts Blvd., Ste 112  
Kennesaw, GA 30144  
888-492-4050  
Fax 678-594-6952  
e-mail: customerservice@unitedretailservice.com

*Indiana, Kentucky, Ohio, Western  
Pennsylvania, West Virginia, Michigan*

**DAN WAITZ ASSOCIATES, INC.**  
8170 Fifth Street  
Dexter, MI 48130  
734-424-4300  
Fax 734-424-4303  
e-mail: danwaitz@aol.com  
Website: www.danwaitz.com

*New Jersey, Eastern N.Y., Eastern Penna.,  
Virginia, Maryland, Delaware*

**A. P. HENRICKS COMPANY, INC.**  
20 S. Concourse  
Neptune, New Jersey 07753  
(P.O. Box 813 w/Zip 07754)  
732-774-2204  
Fax 732-774-2119  
e-mail: Thenri8639@aol.com

*Illinois, Wisconsin, Kansas, Nebraska,  
Iowa, Missouri*

**MUZZY & PETERS CO.**  
486 W. Wrightwood Avenue  
Elmhurst, Illinois 60126-1016  
630-833-0016  
800-359-3095  
Fax 630-833-0018  
800-359-5095  
e-mail: muzpet@muzpet.com

*Texas, Oklahoma, Arkansas, Louisiana*

**QUALITY LINE SALES**  
P.O. Box 228  
Barker, Texas 77413-0228  
281-578-8166  
Fax 281-578-7021  
e-mail: fdevine@houston.rr.com

*New England*

**SAWYER ASSOCIATES**  
107 Weona Road  
North Attleboro, MA 02760  
774-284-4852  
Fax 774-284-4853  
e-mail: johnsawyer107@comcast.net

*Florida*

**STATE SIDE SALES, INC.**  
4480-H South Cobb Drive  
#333  
Smyrna, GA 30080  
800-995-8311  
Fax 800-693-6519  
e-mail: info@statesidesales.com

*Washington, Oregon, Idaho, Alaska,  
Colorado, Utah, Montana*

**WESTERN BORDERS, INC.**  
5609 2nd Avenue S.  
Seattle, Washington 98108  
(P.O. Box 24825 w/Zip 98124)  
206-623-1212  
Fax 206-382-4792  
e-mail: barbara@westernborders.com

*Minnesota, North Dakota, South Dakota*

**NORTH CENTRAL STATES MARKETING**  
16111 Inverness Way  
Lakeville, Minnesota 55044  
952-431-1486  
Fax 952-431-1623  
e-mail: ncsmf@frontiernet.net

*Upstate New York*

*(Industrial, Hardware, Automotive, Retail)*

**JAMES FLANAGAN ASSOCIATES**  
2346 Hunt Road  
Camillus, NY 13031  
315-672-5600  
Fax 315-672-5665  
e-mail: rjamesf1@twcny.rr.com

*Upstate New York*

*(Electrical, Plumbing, HVAC)*

**R.D. WRIGHT, INC.**  
P.O. Box 130  
600 Newry Road  
Greenville, NY 12083  
518-966-5980  
Fax 518-966-5985  
e-mail: rdwright@capital.net

## INTERNATIONAL SALES DIVISION

*International Headquarters*

**CHANNELLOCK, INC.**  
1306 South Main Street  
Meadville, PA 16335, U.S.A.  
Phone (814) 337-9360  
Fax (814) 336-2477  
www.channellock.com

*International Sales Manager -*

*Europe/Middle East/Far East*

**MR. MOGENS LORENZEN**  
Perikonvej 11  
Nr. Vorupor  
7700 Thisted, Denmark  
Phone +45 97938680  
Fax +45 97938679  
e-mail: mol@channellock.com

*Independent Sales Consultant for Mexico*

**MR. SERGIO CONTRERAS H.**  
Maria Mares 957-2  
Parques Del Nilo  
C.P. 44860  
Guadalajara, Jalisco  
MEXICO  
Tel/Fax (33) 36801097  
Tel (33) 36066424  
Mobile (33) 36670484  
e-mail: scontreras@channellock.com

*Canadian Territory*

**MR. VICTOR VASARHELYI**  
**SCHRODER SALES & MARKETING**  
56 Roosevelt Drive  
Richmond Hill, ON L4C 6V4 CANADA  
Phone (905) 731-3489  
Fax (905) 881-7453  
e-mail: schrodersales@ca.inter.net





**WORK HARD. SWEAT BLUE.®**

**CHANNELLOCK, INC. • Meadville, Pennsylvania 16335, U.S.A.**  
**Phone 800-724-3018 • Fax 800-962-2583 • International Phone 814-337-9360 • International Fax 814-336-2477**  
**www.channellock.com • email: pliers@channellock.com**