


**TOOLS  
UNLIMITED**

[www.Toolsunlimited.com](http://www.Toolsunlimited.com)

**Call for Pricing**

**INDUSTRIAL  
REBUILT  
PNEUMATIC TOOLS**



Serving All Industries

- Petro Chemical
- Construction
- Demolition
- Assembly
- Rental

**1-800-537-1993**

## Gooseneck Chipping Hammers


Model	Stroke
APT-652	2"
APT-653	3"
APT-654	4"
BD-5185	2"
CP-3H/R	3"
CP-4113-PUSA	1-1/4"
CP-4123	1", 2", 3", 4"
CP-4125	1", 2", 3", 4"
CP-9362	2"
CP-9363	3"
CP-9364	4"
IR-2A	2"
IR-3A	3"
IR-4A	4"
IR-100	1"
IR-200	2"
IR-300	3"
IR-400	4"
IR-K2L	1-3/4"
IR-W2A**	2"
IR-W3A**	3"
IR-W4A**	4"
JCO-2RV	2"
JCO-3RV	3"
JCO-4RV	4"
MASTER POWER 5181	2"

## 4-Bolt Chipping Hammers

Model	Stroke
AC-CH2	2"
AC-CH3	3"
AC-CH4	4"
AC-TEX-319	3"
AC-TEX-419	4"
APT-452	2"
APT-453	3"
APT-454	4"
IR-2DA	2"
IR-3DA	3"
IR-4DA	4"
MACDONALD CH2	2"
MACDONALD CH3	3"
MACDONALD CH4	4"
SULLAIR MCH-2	2"
SULLAIR MCH-3	3"
SULLAIR MCH-4	4"
TOKU FBCH-2	2"
TOKU FBCH-3	3"
TOKU FBCH-4	4"
TX-CH2	2"
TX-CH3	3"
TX-CH4	4"



*\*Please specify hex or round shank  
(Chippers come with solid oval collar retainers)  
\*\*IR "W" Series with HHW1-300 screw on retainer  
\*Ask your sales representative about our variety of chisels*



## Rivet Busters

### 8" Stroke

Model
APT-133
ATLAS COPCO TEX-830
CP-4181-PUSER
CP-4608
TOKU RB91-HP
SULLAIR MRB-8

### 9" Stroke

Model
IR-9000
IR-9001
TOKU A90
TOKU A91

### 11" Stroke


Model
APT-1133
ATLAS COPCO TEX-1133
CP-4181-PULER
CP-4611
SULLAIR MRB-11
TOKU RB-110

### Specialty

Model
CP-40RB
CP-50RB
CP-60RB
CP-80RB
CP-90RB
IR-8000

*\*Ask your sales representative about our variety of chisels*

# DEMOLITION



IR-73

APT-118

## Clay Diggers and Trenchers

### 20 lb. Class\*

3/4" Square x 2-3/4"  
7/8" Hex x 3-1/4"

Model
APT-125
CP-222-CHIT
IR-73 Screw Retainer
IR-73LA1
GD-SP-27
THOR 16
TOKU CD-20

### 30 lb. Class\*

3/4" Square x 2-3/4"  
7/8" Hex x 3-1/4"  
1" Hex x 4-1/4"

Model
APT-118
CP-0111-CHLA
CP-0111-THLA-EX Trencher
CP-5 Screw Retainer
IR-85
IR-95LA1
IR-95-LAT-T Trencher
THOR 18
TOKU TD-30 Trencher

*\*Please specify shank size  
(Latch type unless noted otherwise)*

*\*Ask your sales representative about our variety of chisels*



## Pavement Breakers and Spike Drivers

### 30 lb. Class\*

7/8" Hex x 3-1/4"  
1" Hex x 4-1/4"

Model
APT-117
CP-0111-THLA
CP-0112
CPB-30
DHC-17
HARPER 4014
KENT 17R
SULLAIR MPB-30A
THOR 17
TOKU PB30

### 40 lb. Class\*

1" Hex x 4-1/4"

Model
CP-1210
CP-1211
GD-B37
IR-159
IR-PB35A
IR-PB50A
IR-PB59
TOKU PB40
KENT 20R
SULLAIR MPB-35

### 60 lb. Class\*


1-1/8" Hex x 6"  
1-1/4" Hex x 6"

Model
APT-160
CP-1230
GD-B67
IR-BR30
IR-MX60
IR-PB6A
SULLAIR MPB-60
THOR 23 2-Bolt
THOR 234
TOKU PB60

### 90 lb. Class\*

1-1/8" Hex x 6"  
1-1/4" Hex x 6"

Model
APT-180
APT-190
CP-117
CP-1240
GD-B87
IR-BR40
IR-BR40 Spike Driver
IR-MX90
IR-MX90-SD Spike Driver
IR-PB8A
SULLAIR MPB-90
SULLAIR MPB-90A
THOR 125
TOKU PB90



IR-BR40

THOR 234

APT-117

*\*Please specify shank size*

*\*Ask your sales representative about our variety of chisels*

## Tie Tamper - Railroad

Model
CP-3D
IR-MT1
IR-MT3
IR-MT4



IR-MT4

CP-3D

*\*Ask your sales representative about our variety of tie tamper chisels*

## Backfill Tampers

Heavy-Duty

Model
APT-131
CP-3T
FUJI FR1
IR-241
IR-34
IR-341
IR-792
THOR 66T
THOR 6T

Extra Heavy-Duty

Model
APT-132
CP-4RV
GD-T25
IR-441

*(All backfill tampers come with standard 6" Round Butt)*



*\*Ask your sales representative about our variety of tamper butts*



APT-131

Thor 6T

CP-3T

IR-441

CP-4RV

## Rammers

Model
BD-1BA
BD-2BA
CLECO 0B
CP-4711-LYRA
IR-130
Size 00
Size 0
Size 1
Size 2



*\*Ask your sales representative about our variety of rammer butts*



Size 00

CLECO 0B

Size 0

IR-130

Size 1

BD-2BA

CP-4711-LYRA

BD-1BA

# DRILLING



## Rock Drills

### 30 lb. Class\*

7/8" Hex x 3-1/4"  
1" Hex x 4-1/4"

Model
APT-137
CP-22
IR-J30A
IR-JRD30
SULLAIR MRD-30
TOKU TJ-15

### 45 lb. Class\*

7/8" Hex x 3-1/4"  
7/8" Hex x 4-1/4"  
1" Hex x 4-1/4"

Model
CP-32A
IR-J40
IR-JB4
IR-JH40A
SULLAIR MRD-40
THOR 338
THOR 38
TOKU TJ-20

### 55 lb. Class\*

7/8" Hex x 3-1/4"  
7/8" Hex x 4-1/4"  
1" Hex x 4-1/4"

Model
APT-155
CP-69
GD-S55
IR-J50A
IR-JRD50
IR-JB5
SULLAIR MRD50
THOR 375
THOR 75

### Feed Leg Class\*

Model
GD-S58
GD-S63F
GD-S83F
IR-JR300A

*\*Please specify shank size  
\*Ask your sales representative  
about our variety of drill steel  
and bits*



## Roto-Hammer

Model	Shank
APT-109	3/4" Round
APT-115	7/8" x 3-1/4"
CLECO HANDI-DRILL	9/16" Hex
CP-9A	3/4" Round
CP-9F	Spline
CP-9RR	3/4" Round
MRD-9	3/4" Round
THOR 15	7/8" x 3-1/4"
TOKU RD-7	9/16" Hex
TOKU THD-1100	7/8" x 3-1/4"



CS UNITEC 512120010



FEIN MOT6-18-2



CCSG3 4-in-1 Clamp



10267



IR-SRA010A1



CS UNITEC 512079910



512029960-SS

## Reciprocating Saws

## Pipe Clamps


Model
CS UNITEC 512120010
FEIN MOT6-18-2
IR-SRA010A1
SIoux 1300
10267

Model
CS UNITEC 512079910
512079910-SS
CS UNITEC 512029960
512029960-SS
CCSG3 4-in-1 Clamp

*\*Ask your sales representative about our variety of reciprocating saw blades*

## Circular Saws

Model	Capacity
IR-S12	12"
IR-S80	8-1/4"
IR-S120	12"
ROCKWELL 74Z-528	8-1/4"
ROCKWELL 95528	8-1/4"
MASTER POWER 3056	8-1/4"



IR-S80

## Band Saws

Model	Throat
CLECO 136BSV-4	4-3/4"
CS UNITEC 560030010	4-3/4"
CS UNITEC 560310010	7-1/4"



CS UNITEC 560310010

# BOLTING



## Pistol Impacts

**3/4" Square Drive**  
(#4 Spline Drive available on most models)

Model
CLECO WP-2059
CP-0606
CP-6060
CP-9561
IR-1720P1

Model
IR-2161XP-DR
IR-261
IR-2908P2
IR-2910P1
IR-2920P1
IR-2925P1

**1" Square Drive**  
(#4 or #5 Spline Drive available on most models)

Model
CLECO WP-2060
CLECO WP-2109
CLECO WP-2110
CP-0610-P
CP-0611-P

Model
CP-796
CP-9596RS
IR-1712P2
IR-1720P3
IR-2171XP-DR

Model
IR-271
IR-2920P3
IR-2925P3
IR-2934P2
IR-2940P2
IR-3940P2



## Straight Impacts

**1" Square Drive**  
(#5 Spline Drive available on most models)

Model
CLECO WT-2109
CLECO WT-2110
CP-0610
CP-0611
CP-6100
CP-6110

Model
CP-982
IR-2934B2
IR-2940B2
IR-3940B2TI
IR-3942B2TI
IR-8341

**1-1/2" Square Drive**  
(#5 Spline Drive available on most models)

Model
5000
CLECO WT-2119
CLECO WT-2120
CP-0614
CP-6120

Model
IR-2945B7
IR-2950B7
IR-3955B2TI
IR-8440
K&E KW-45F



*\*Ask your sales representative about our variety of sockets and other impact accessories*

*\*Please specify throttle lever configuration*



## Super Duty Impacts

### Super-Duty 1-1/2" Square Drive

Model
IR-577
IR-5780A1
IR-5980A1
CP-0616-SAMED
NPK NWH-500

### Super-Duty 2-1/2" Square Drive

Model
IR-588A1
IR-5982A1
URYU UW-100S

### Super-Duty 3-1/2" Square Drive

Model
IR-599A1



CP-0616-SAMED



IR-5982A1



IR-588A1



IR-599A1



*\*All Super Duty Impacts  
come with a live handle  
and dead handle*




*\*Ask your sales  
representative about  
our variety of sockets  
and other impact  
accessories*



IR-22



NPK NRD-22R



THOR 363Z



CP-327R290



IR-33SM

## Drill Motors

### Reversible

Model	Free Speed	Spindle
CP-0315-RAGAR	750 RPM	5/8"
CP-0315-RAGER	500 RPM	5/8"
CP-0315-RAGUL	350 RPM	2MT
CP-0315-RAGUR	350 RPM	5/8"
CP-0315-RAFUL	750 RPM	2MT
CP-327R-160	160 RPM	4MT
CP-327R-290	290 RPM	3MT
CP-3500R-100	100 RPM	4MT
CP-3500R-20	20 RPM	Square Chuck
CP-350R-100	100 RPM	4MT
CP-350R-65	65 RPM	5MT
IR-22JA1	1025 RPM	1/2" Chuck
IR-22KWA1	725 RPM	1/2" Wood Bore Chuck
IR-22MA2	350 RPM	2MT
IR-22N	280 RPM	2MT
IR-33SJ	450 RPM	3MT
IR-33SK	300 RPM	3MT
IR-33SM	185 RPM	3MT/4MT
IR-44J	450 RPM	3MT
IR-44SL	225 RPM	4MT
IR-44SM	160 RPM	4MT
IR-55R	25 RPM	Square Chuck
IR-55S0	77 RPM	5MT
IR-55SM	120 RPM	5MT
IR-551S0A	77 RPM	5MT
IR-551SMA	120 RPM	5MT
NPK NRD-14R	1100 RPM	1MT
NPK NRD-16R	900 RPM	2MT
NPK NRD-19R	750 RPM	2MT
NPK NRD-22R	600 RPM	2MT
NPK NRD-23R	700 RPM	2MT
NPK NRD-25R	570 RPM	3MT
NPK NRD-28R	450 RPM	3MT
NPK NRD-32R	380 RPM	3MT
THOR 353RW	700 RPM	2MT
THOR 353RX	700 RPM	1MT/2MT
THOR 353RY	550 RPM	2MT
THOR 362RH2	700 RPM	2MT
THOR 362RX3	450 RPM	3MT
THOR 363RY3	350 RPM	3MT
THOR 385RL5	75 RPM	5MT

### Non-Reversible

Model	Free Speed	Spindle
CP-0315-SUFAL	750 RPM	2MT
CP-0315-SUGUL	350 RPM	2MT
IR-2XK	725 RPM	1MT
IR-2XL	500 RPM	2MT
IR-3SJ	450 RPM	3MT
IR-3SK	300 RPM	3MT
IR-4J	450 RPM	3MT
IR-4SM	160 RPM	4MT
IR-5SM	120 RPM	5MT
THOR 353X	700 RPM	1MT
THOR 353Y	550 RPM	1MT
THOR 353Z	350 RPM	1MT
THOR 363Y	350 RPM	3MT
THOR 363Z	250 RPM	3MT

*\*All drill motors come equipped with a dead handle  
(All drill motors are available with a variety of RPM, spindle, and handle configurations)*

## Corner Drills

### Reversible

Model	Free Speed	Spindle
CP-3450-R-100-5MT	100 RPM	5MT
CP-3450-SANAL	300 RPM	3MT
CP-3450-SANET	150 RPM	4MT
CP-91R	180 RPM	4MT
IR-R44A	165 RPM	4MT
IR-R44SEB	95 RPM	5MT
THOR 377RY	150 RPM	4MT
URYU U-22RCRR	850 RPM	3MT
URYU U-32RCRR	500 RPM	3MT

### Non-Reversible

Model	Free Speed	Spindle
CP-0323-C-365-2MT	365 RPM	2MT
CP-0323-TANAR	175 RPM	3MT
IR-20LB	310 RPM	2MT
IR-20SLB	310 RPM	3MT
IR-30	185 RPM	3MT
IR-40	180 RPM	4MT
THOR 8	220 RPM	3MT
THOR 377Y	150 RPM	4MT
THOR L-257	320 RPM	2MT



IR-20LB



CP-0323-TANAR



URYU U-32RCRR



IR-30



CP-3450-SANAL

# FASTENING



CHERRY G743

PRG-540

PRG-510A

## Pull Riveters


Model	Capacity
CHERRY G703	3/32" to 3/16"
CHERRY G743	3/32" to 1/4"
CHERRY G784	3/32" to 1/4"
HUCK 225	1/8" to 3/8"
HUCK 2012	1/8" to 3/16"
HUCK 2025	3/32" to 1/4"
PRG-510A	3/32" to 3/16"
PRG-540	3/32" to 1/4"

*\*Please specify rivet size*

## Rivet-Nut Tools

Model	Capacity
AVK	6-32 UNC to M12x1.75 ISO
BF GOODRICH C-302	4-40 UNC to 5/16"-18 UNC
BF GOODRICH C-362	10-24 UNC to 1/2"-20 UNC

*\*Please provide detailed description of threaded insert*



AVK

BF GOODRICH C-362

BF GOODRICH C-302

## Riveting Hammers

Model	Handle	Shank
CLECO E2	Offset	0.401
CLECO E2-BV	Gooseneck	0.401
CLECO E3	Offset	0.401
CLECO E3-BV	Gooseneck	0.401
CLECO E4	Offset	0.401
CLECO E4-BV	Gooseneck	0.401
CLECO E5	Offset	0.401
CLECO E5-BV	Gooseneck	0.401
CP-2X	Offset	0.401
CP-2XG	Gooseneck	0.401
CP-3X	Offset	0.401
CP-3XG	Gooseneck	0.401
CP-4X	Offset	0.401
CP-4XG	Gooseneck	0.401
IR-AVC10A1	Offset	0.401
IR-AVC10C1	Straight	0.401
IR-AVC11A1	Offset	0.401
IR-AVC11B1	Gooseneck	0.401
IR-AVC11C1	Straight	0.401
IR-AVC12A1	Offset	0.401
IR-AVC12B1	Gooseneck	0.401
IR-AVC12C1	Straight	0.401
IR-AVC13A1	Offset	0.401
IR-AVC13B1	Gooseneck	0.401
THOR 03G	Gooseneck	0.401
CP-5X	Offset	0.498
CP-5XG	Gooseneck	0.498
CP-7X	Offset	0.498
CP-7XG	Gooseneck	0.498
CP-9X	Offset	0.498
CP-9XG	Gooseneck	0.498
IR-AVC26A1	Offset	0.498
IR-AVC26B1	Gooseneck	0.498
IR-AVC27A1	Offset	0.498
CP-40R	Gooseneck	1.217
CP-50R	Gooseneck	1.217
CP-60R	Gooseneck	1.217
CP-80R	Gooseneck	1.217
CP-90R	Gooseneck	1.217

*\*Rivet sets and quick change retainers also available*



IR-AVC10C1

CLECO E4

IR-AVC10A1

THOR 03G

IR-AVC27B1

## Compression Riveters

Model	Capacity		
	Aluminum	Steel	Reach
CP-0214-CENEL	1/8"	3/32"	No Yoke
CP-0214-CELEL	1/8"	3/32"	1-1/2"
CP-0214-FANEL	3/16"	5/32"	No Yoke
CP-0214-FALEL	3/16"	5/32"	1-1/2"
CP-0214-ANBEL	1/8"	3/32"	1-1/2"
CP-0214-ANFEL	1/8"	3/32"	2-1/4"
CP-0214-ANGEL	3/32"	3/32"	3"
CP-0214-ENBEL	3/16"	5/32"	1-1/2"
CP-0214-ENFEL	5/32"	1/8"	2-1/4"
CP-0214-ENGEL	1/8"	3/32"	3"
CP-0251-CUDEL	3/16"	5/32"	2-1/8"
CP-0251-CUNEL	3/16"	5/32"	No Yoke
CP-0251-ASGEL	3/16"	5/32"	2"
CP-0351-ASGEL	5/32"	1/8"	2-7/8"
CP-0351-ASKEL	1/8"	3/32"	5"
CP-0351-ASREL	1/8"	3/32"	7"
CP-0351-ASVEL	1/8"	3/32"	9-1/8"
CP-0351-CUDEL	3/16"	5/32"	2-1/8"
CP-0351-CUNEL	3/16"	5/32"	No Yoke
CP-0351-ESGEL	1/4"	3/16"	2-7/8"
CP-0351-ESKEL	3/16"	5/32"	5"
CP-0351-ESREL	3/16"	5/32"	7"
CP-0351-ESVEL	3/16"	5/32"	9-1/8"
CP-0351-FUDEL	1/4"	7/32"	2-1/8"
CP-0351-FUNEL	1/4"	7/32"	No Yoke
CP-0351-RY	3/16"	5/32"	1-7/8"
CP-0355-CEBEL	1/4"	7/32"	2-1/8"
CP-0355-CELEL	1/4"	7/32"	4-3/8"
CP-0355-CENEL	1/4"	7/32"	No Yoke
CP-0351-PU*	3/16" Hole	-	1-7/8"
CP-0351-PU-.203*	5mm Hole	-	1-7/8"

**\*Punch units**

**\*\*Ask your sales representative about our extensive stock of yokes and rivet sets**



351APS



2144APS



CP-0214-ANGEL



CP-0214-FALEL



CP-0351-CUDEL



CP-0351-RY



CP-0351-ESGEL

### Air Operated, Foot-Controlled Pedestal Stand

Model	Height	Used With
351APS (Floor)	41"	CP-0351, U.S. 151, APT-740
2144APS (Bench Top)	12"	MP-2144, CP-0214, U.S. 114

**\*Riveters not included**

# GRINDING



CP-3370-SABAVED

IR-88V60P109

CLECO 1960VSL

## Vertical Grinders

Model	Capacity	RPM
ARO 8353AL6B	6"	6000 RPM
CLECO 1760VSL	7"	6000 RPM
CLECO 1960VSL	9"	6000 RPM
CP-3190-SAMAVED	7"	6000 RPM
CP-3370-SABAVED	7"	6000 RPM
CP-3370-SAGAVEL	9"	6000 RPM
CP-3490-SAMAVUT	6"	4500 RPM
DOTCO 10K580607	7"	6000 RPM
IR-88V60P107	7"	6000 RPM
IR-88V60P109	9"	6000 RPM
IR-88V60S106	6"	6000 RPM
IR-99V60P107	7"	6000 RPM
IR-99V60P109	9"	6000 RPM
IR-99V60S106	6"	6000 RPM



CLECO 560BSL

IR-99HG60H106

CP-3360-PABSYG

## Horizontal Grinders

Model	Capacity	RPM	Handle
CLECO 560BSL	6"	6000 RPM	Straight
CLECO 1760HSL	6"	6000 RPM	Straight
CLECO 1945HG	8"	4500 RPM	Spade
CLECO 1960HG	6"	6000 RPM	Spade
CLECO 1960HSL	6"	6000 RPM	Straight
CP-3360-GABSUD	8"	4500 RPM	Straight
CP-3360-PABSYG	8"	6000 RPM	Spade
CP-3480-PABSUD	8"	6000 RPM	Spade
IR-77H120L10	Cone	12000 RPM	Straight
IR-77H120H63	6"	12000 RPM	Straight
IR-88HL60H106	6"	6000 RPM	Straight
IR-88HG60H106	6"	6000 RPM	Spade
IR-99HL60H106	6"	6000 RPM	Straight
IR-99HG60H106	6"	6000 RPM	Spade



# MATERIAL HANDLING



ARO 7790

ARO 7756

ARO Pendant

IR-ML250K

IR Pendant

## Air Hoists

Model	Capacity
ARO 7718	1/4 Ton
ARO 7756	1/2 Ton
ARO 7776	1 Ton
ARO 7790	1 Ton
ARO 7792	2 Ton
CP-1100 Series	1/4 Ton - 1 Ton
CP-1200 Series	1/4 Ton - 2 Ton
GARDNER DENVER "P1" Series	300 lbs - 1 Ton
GARDNER DENVER "P2" Series	1/2 Ton - 2 Ton
GARDNER DENVER "P3" Series	1 Ton - 4 Ton
IR-D6 (Cable)	3 Ton
IR-E (Cable)	5 Ton
IR-HL1000K, IR-HL1500K	1 Ton, 1-1/2 Ton
IR-HL2000K, IR-HL3000K	2 Ton, 3 Ton
IR-HL4500K	4-1/2 Ton
IR-ML1000K	1 Ton
IR-ML250K	1/4 Ton
IR-ML500K	1/2 Ton

*\*All link chain hoists come with 10ft of lift and pull controls. Additional lift and pendants sold separately*

## Air Winches

Model	Capacity
IR-BU7A	1000 lbs
IR-D6U	1500 lbs
IR-EU	2000 lbs
IR-EUL (Long Drum)	2000 lbs
IR-H5U	3000 lbs
IR-H5UL (Long Drum)	3000 lbs
IR-HU	2000 lbs
IR-HU40	4000 lbs
IR-HUL (Long Drum)	2000 lbs
IR-HUL40	4000 lbs
IR-K4U	4000 lbs
IR-K4UL (Long Drum)	4000 lbs
IR-K5UL (Long Drum)	5000 lbs
IR-K6U	10,000 lbs
IR-K6UL (Long Drum)	10,000 lbs



IR-BU7A

IR-HU

IR-K4U

# AIR MOVING ACCESSORIES

## HiVis Air Movers

HiVis venturi style air movers are used in many industrial and construction sites where there is a need to disperse hazardous fumes, move air into a confined space, cool individuals in elevated temperature conditions, or ventilate equipment and machinery with a blast of directed air. Common applications include shipyards, refineries, chemical plants, paper mills and manhole ventilation.

- No moving parts
- Minimal required maintenance
- Can be used as a blower or for exhaust
- Safe in hazardous areas
- Performance tested
- Lightweight and portable



Model	Overall Length	Base Diameter	Top of Horn Diameter	Bolt Circle Diameter	Base Slot Diameter	Weight	Air Inlet Thread
HV-3AMS	16.75"	7.31"	6.00"	6.56"	0.4"	5.8 lbs	1/2"
HV-3AM	30.50"	7.31"	7.00"	6.56"	0.4"	8.5 lbs	1/2"
HV-6AM	44.25"	11.25"	12.50"	10.50"	0.4"	20.9 lbs	1"
HV-8AM	46.06"	14.37"	14.25"	13.62"	0.5"	38.0 lbs	1"
HV-10AM	48.00"	17.00"	15.75"	15.50"	1.0"	40.8 lbs	1"

\*Ground wires with clamp included.

### Inlet Pressure - Total Air Flow

Model	40 psig	60 psig	80 psig
HV-3AMS	815 cfm	981 cfm	1182 cfm
HV-3AM	1017 cfm	1231 cfm	1462 cfm
HV-6AM	2385 cfm	2885 cfm	3347 cfm
HV-8AM	3152 cfm	4152 cfm	4929 cfm
HV-10AM	4898 cfm	6182 cfm	7304 cfm

### Inlet Pressure - Air Consumption

Model	40 psig	60 psig	80 psig
HV-3AMS	36 cfm	50 cfm	62 cfm
HV-3AM	35 cfm	45 cfm	62 cfm
HV-6AM	73 cfm	98 cfm	124 cfm
HV-8AM	114 cfm	152 cfm	193 cfm
HV-10AM	154 cfm	209 cfm	274 cfm

# AIR MOVING ACCESSORIES

## HV-Twin-PAK

The HiVis Twin-PAK is an air delivery system that allows two operators to run tools simultaneously from one air supply. The portable design delivers clean and lubricated air in the most confined spaces. The built in S7F filter is unique because it removes 100% of visible moisture from your air supply and automatically purges water before tool operation is affected. The internal oiler has an 11oz capacity to make this unit virtually maintenance free. An overflow safety valve will shut air off to both tools in the event of a hose breaking or being severed. The Twin-PAK is also convenient to stack to make storage easy.



Height	Length	Depth	Weight
15"	28-1/2"	10"	31 lbs

## HV-15G-8P

Eliminate the clutter and run just one hose to your worksite, and then connect up to eight pneumatic tools at once. Equipped with a gauge to monitor working pressure and a 200 psi pressure release valve to prevent excess pressure build up. Top and bottom brackets allow for easy stacking or mounting to skids or other surfaces. Connect or stack multiple manifolds to handle the busiest worksites.



Number of 3/4" Outlets	Capacity	Working Pressure	Test Pressure	Inlet Size	Tank Diameter	Width with Fittings	Height	Length	Weight
8	15 gal	200 psi	300 psi	2"	12"	22-1/2"	16-1/2"	44"	72 lbs

## HV-6-PAK

Used in any industry with a need for multiple air outlets to supply various pneumatic tools simultaneously. The 1-1/2" inlet can be dispersed through up to six separate outlets using CP couplings. Each has a manual shut-off valve and moisture separator with auto drain valve, increasing tool life. Rugged steel tubular design with tabs, can be rolled to the jobsite and allows unit to be lifted and stacked.



Diameter	Height	Weight	Inlet Size
36"	18"	175 lbs	1-1/2"

# AIR HOSE ACCESSORIES

## Portable Air Line Lubricators

Designed to supply oil to air tools where it is not practical to use stationary lubricators. Can be installed as far away as 25 feet. Oil flows into the line each time the tool is started. Easy and inexpensive way to keep air tools operating at peak efficiency. Features adjustable oil flow, visible oil supply and rugged casting for use in severe conditions.

#MP-02000PR Pressure Relief Cap

#MPLRK Repair Kit



**0-R**  
Shown with optional pressure release cap

Model	Oil Capacity	Pipe Size	Rec'd Air Flow @90PSI	Max. PSI	Length	Height	Weight
0-R	1.4 oz	1/2"	30 cfm	500	4-1/2"	2-1/4"	0.88 lbs
1-R	3.7 oz	3/4"	70 cfm	260	6"	2-3/4"	1.50 lbs
2-R	11.0 oz	3/4"	70 cfm	300	7"	3-1/2"	2.00 lbs
2A-R	11.0 oz	1"	70 cfm	300	7"	3-1/2"	2.00 lbs
3-R	16.0 oz	1"	150 cfm	250	10"	3-3/4"	4.25 lbs

## In-line Lubricator w/ Integrated Filter



**1L-F**

Model	Oil Capacity	Pipe Size	Rec'd Air Flow @90PSI	Max. PSI	Height
0L-F	1.4 oz	1/2"	30 cfm	500	2-1/4"
1L-F	3.7 oz	3/4"	70 cfm	260	2-3/4"

## Safety Lock Cables

Helps prevent injury due to broken hose connections. Spring-powered loops provide a firm grip on the hose. **Bleed air pressure from hose before removing safety lock cable.**



**SLC1**

Model	Cable Description (Dia. x L)	Fits Hose OD
SLC1	1/8" x 20"	1/2" to 1-1/4"
SLC2	1/4" x 38"	1-1/2" to 3"

## Lubricator Whip Hose Assemblies



**MP-3HW**



**MP-4HW**



**MP-WH755-2R**

Model	Assembly Components		
	Fitting to Tool	Hose	Lubricator
MP-1HW	1/4" MPT	1/2" ID x 6 ft	0-R
MP-2HW	3/8" MPT		
MP-3HW	1/2" MPT		
MP-4HW	L-1-E Swivel (7/8"-24 thread)		
MP-4W-0.500	L-3-E Swivel (1/2" MPT)	3/4" ID x 5 ft	2-R
MP-WH-755-2R	3/4" Universal Coupling		

## Hydraulic Whip Hose Assemblies



**3HW-HYD**



**3HW-HYD-F**

Model	Assembly Components			
	Fitting to Tool	Hose	Lubricator	Filter
2HW-HYD	3/8" MPT	1/2" ID x 6 ft	0-R w/CP Fitting	-
3HW-HYD	1/2" MPT			-
3HW-HYD-F	1/2" MPT			9074M

# AIR HOSE ACCESSORIES

## Air Inlet Hose Swivels

For use on all chipping hammers and rivet busters. Designed to eliminate hose kinking or twisting for greater operator efficiency.



Model	Fitting to Tool	Hose Connection	Note
L-1-E	7/8"-24 thread	1/2" hose barb	Swivel Only
L-2		3/8" MPT	
L-4		3/8" FPT	
L-5	3/8" MPT	1/2" hose barb	
L-3-E	1/2" MPT	1/2" hose barb	
L-8	3/4" MPT	1/2" MPT	
L-1-Whip	7/8"-24 thread	1/2" hose barb	Swivel with 1/2" x10 ft whip hose and CP Fitting
L-5-Whip	3/8" MPT		
L-3-Whip	1/2" MPT		

## Industrial Grade Air Hose -with Fittings

- Maximum Pressure 200 to 250 psi
- Heavy-duty double strand
- High tensile rayon cord
- Tough neoprene
- Oil resistant



Model	Hose ID	Hose OD	Length	Max. PSI	Fittings
AH-1	1/4"	1/2"	25 ft	200 psi	1/4" MPT
AH-2	1/4"	1/2"	50 ft		
AH-3	3/8"	11/16"	25 ft		
AH-4	3/8"	11/16"	50 ft		
AH-44	1/2"	1-3/16"	25 ft	250 psi	1/2" MPT
AH-45	1/2"	1-3/16"	50 ft		1/2" MPT
AH-5	3/4"	1-5/32"	50 ft		Chicago Fittings
AH-6	1"	1-7/16"	50 ft		Chicago Fittings

Other sizes also available. All air hoses are industrial grade construction.

## Male Thread Couplings

Model	Hose ID
UM-25-M	1/4"
UM-37-M	3/8"
UM-50-M	1/2"
UM-75-M	3/4"
UM-100-M	1"



## Female Thread Couplings

Model	Hose ID
UF-25-M	1/4"
UF-37-M	3/8"
UF-50-M	1/2"
UF-75-M	3/4"
UF-100-M	1"



## Hose Barb Couplings

Model	Hose ID
UH-37-M	3/8"
UH-50-M	1/2"
UH-62-M	5/8"
UH-75-M	3/4"
UH-100-M	1"



## Coupling Accessories



AC1 Safety Lock Clip    AWR-4 Rubber Gasket    UD-301-M Blank End Coupling    UW-300-M Universal 3-Way Coupling

## Hose Clamps



Model	Hose ID	Fits Hose OD
CD	3/8"	11/16" to 7/8"
B5	1/2"	1-1/16" to 1-3/16"
BU9	3/4"	1-3/16" to 1-5/16"
A-10	7/8"	1-5/16" to 1-1/2"
B14	1"	1-21/32" to 1-15/16"

## Winter Grade Oil -with De-Icing Additive

Designed for extreme weather conditions down to -45° F. Eliminates freezing while lubricating tools. Can be used in conventional air line lubricators or applied directly into the tools air inlet. Convenient flip up pour top (4 oz. and pint bottles only).

#ATL004W 4 Ounce    #ATL016W 1 Pint    #ATL128W 1 Gallon

## Air Tool Oil

A specially formulated high grade lubricating oil for all piston and rotary-type air tools. Lubricates and rust proofs for longer tool life.

#OIL-080 4 Ounce

#OIL-085 1 Quart



## Double Bolt Hose Clamps



Model	Hose ID	Fits Hose OD
SL29	1/2"	7/8" to 1-1/8"
J48	3/4"	1-1/8" to 1-3/16"
JX49	1"	1-7/16" to 1-17/32"
DL14	1-1/4"	1-5/8" to 1-13/16"
DL20	1-1/2"	1-3/4" to 2-3/64"